



God Reveals the Messiah

Matthew 1:18–25; Luke 1:26–38



LESSON GOAL

Students will worship Christ as Savior, Lord, and God.

LESSON OBJECTIVES

Students will be able to

- Identify that Joseph was from the line of David.
- Explain that the Messiah was going to come from the family of David.
- Describe what the angel told Mary about the baby who would be born.
- Explain the importance of the names Immanuel, Savior, and Son of the Most High.

KEY VERSE

“And she will bring forth a Son, and you shall call His name Jesus, for He will save His people from their sins” (Matthew 1:21).

APPLICATION

- Trust God. He is with us and always fulfills His promises.
- Tell others about the Savior this Christmas.
- Obey Christ as Lord and God.

NEXT WEEK

God Sends John the Baptist
Read Luke 1:5–25, 57–67, and 76–80.

Symbol Key



Craft



Memory Verse



Object Lesson



Game



Visual Aid



Activity



Q & A



Work Sheet



2 Grade Level

Teacher Planning Sheet

PREPARE

Objectives/Truths to cover this week

- _____
- _____
- _____
- _____
- _____

Personal Application

As a result of my study in this passage, God wants me to

- _____
- _____
- _____

Three ways students need to apply this passage are

- _____
- _____
- _____

Materials Needed

POINT

Choose from various ideas to point students to the coming Bible lesson.

- _____
- _____

PROCLAIM

Choose from various ideas to proclaim the Bible lesson.

Presentation Ideas

- _____
- _____

Praise/Music Ideas

- _____
- _____
- _____

PRACTICE

Choose ideas to help review and apply today's lesson.

- _____
- _____

PREPARE WITH THE TRUTH

“Therefore you shall lay up these words of mine in your heart and in your soul... You shall teach them to your children” (Deuteronomy 11:18–19).

Please take time to prepare your mind and heart to accurately handle the truths of God’s Word (2 Tim. 2:15). Read through the Bible background and study the truths contained in this lesson. Crucial background information is included here to aid you in understanding the Scripture.

Bible Background

God often uses lowly and humble people to play important roles in His great plan. Joseph and Mary were no exception. This couple were betrothed—a legally binding engagement—and were preparing for a simple life together. Joseph was a humble carpenter. Mary was a humble maiden. From man’s perspective, they lived in a relatively small town in a relatively unimportant part of the world. Israel’s only claim to fame was its location in the middle of important trade routes between Africa, Europe, and Asia. Rome had ruled the land for about 60 years. To the rulers of Rome, it was an out-of-the-way country with a people who were difficult to rule. Joseph and Mary grew up under the oppression of the Romans. They held no special influence with the rulers of the Jews or the Romans.

But Israel was not small in God’s eyes. Thousands of years earlier, God had promised to bless the nations of the world through this little nation. He had promised to send a king who would one day rule them all. This rule would bring great blessing to Israel and the world. The greatest blessing this king would bring would be salvation from sin. The people of Israel, like the rest of the world, were sinners. Ever since Adam and Eve ate the forbidden fruit, all mankind languished in sin and rebellion against God. All mankind needed a Savior.

Mary and Joseph may not have been important, but they did have special ancestors. They were both from the family of David and the line of Judah. The descendants of David had not had a king on the throne for more than 500 years. The people of Israel had been waiting for this special king all this time. Roman rule was heavy and harsh. God-fearing Jews waited eagerly for the king who would deliver them spiritually and politically. Joseph and Mary were no exception. Joseph was a God-fearing Jew who believed in the promises of God. Little did he know that God had great plans for him and his young bride-to-be.

Long ago God had promised King Ahaz a sign (Isa. 7:14). Ahaz was being threatened with an attack from Syria and Israel. He was very afraid. God told Ahaz that He would protect him and his kingdom. God asked Ahaz to choose a sign to confirm his faith in Yahweh. Ahaz refused to specify a sign and demonstrated his lack of faith. It was indicative of the lack of faith of the whole nation. As a result, God promised a sign that would come hundreds of years after Ahaz. This sign was much greater than Ahaz could ever have imagined. A virgin would have a child. That had never happened before. It would be impossible for anyone but God. God protected Ahaz and kept him safe, just as He said. But Ahaz never saw the sign. God had more in mind with this sign than comforting Ahaz. This was to be a sign for all Israel. God the Father would send His Son into the world as its Savior. When Ahaz was kept safe, the prophecy was all but forgotten. However, for more than 700 years, God did not forget.

One day, the angel Gabriel visited Mary (Luke 1:26–28). He gave her the startling news that she was “highly favored” among women. God looked on her with great grace. She was troubled by this statement, wondering what it meant. The angel

Additional Reference Materials

*The MacArthur Study
Bible* by John MacArthur

continued by telling her that she was going to have a baby. This baby was going to be the Savior of the world, and the Messiah. He would one day rule the entire world, and His kingdom would never end. Mary was thrilled. Probably many women in Israel hoped to be the Messiah's mother.

There was one problem, however. She was not married and had never been with a man (Luke 1:34). She asked, "How can this be, since I do not know a man?" The angel told her that the Holy Spirit Himself would help her conceive. She would have a baby, and God would be the Father. That baby would be the Son of God. This would be the greatest miracle ever known to man. God Himself would become a man and dwell on the earth. This was great news. Mary was to have the privilege of bearing the Son of God. God did just what He said, and Mary conceived and became pregnant with Jesus.

Despite the greatness of the promise, there were many problems for Mary to face. First, she had to tell her fiancé, Joseph. An unmarried woman who became pregnant could be stoned. Certainly, she expected that Joseph was going to be shocked by the news. Indeed, he was. He had a very difficult time believing what Mary said. No one had ever heard of such a thing.

Joseph was a righteous man. He followed the Law of Moses. He had every right to divorce Mary. But he was also a merciful man. After a great deal of thinking, Joseph decided to divorce Mary secretly. Her reputation was already going to be ruined. He did not want to make her situation worse by announcing it to the whole city of Nazareth.

That night, an angel of the Lord came to Joseph in a dream. The angel told Joseph to take Mary as his wife. She was not lying, and indeed the child was the long-promised Messiah. The angel told him to name the baby "Jesus," which means "the Lord saves." He was sent into the world to "save His people from their sins" (Matt. 1:21). This was also to fulfill the promise of 700 years before that a virgin should bear a son. Joseph knew well that this child would be God in human flesh. God the Son was coming to earth to dwell with men.

Joseph obeyed the Lord and took Mary as his wife. He risked ridicule from friends and family who would think that he and Mary had sinned before marriage. He agreed to raise the child even though it was not his own. He did this because he believed the promise from ages past, and he believed the words of the angel who was sent from God. The Messiah was about to come to earth as a human.

POINT TO THE TRUTH

*“Give ear, O my people, to my law; incline your ears to the words of my mouth”
(Psalm 78:1).*

This section includes questions to review last week’s lesson and ideas to prepare students for this week’s lesson. Choose from the following ideas to point to the truths of this lesson.



Review Questions

Use these questions to review and reinforce key truths.

What is a prophet?

A prophet is someone God uses to communicate His will to people.

What is prophecy?

Any message from God spoken or written by a prophet. This could be a message for that day or a message about the future.

What was the sign that Isaiah prophesied?

Isaiah prophesied that a virgin would bear a son named Immanuel.

Was this prophecy fulfilled?

Yes; it was fulfilled through the birth of Jesus Christ.

Does God always do what He says He will do?

Yes.



How Do We Receive Messages?

Ask the students if any of them have ever received a letter or an e-mail. Talk about the different ways we receive messages today. Tell the students that in today’s story, Jesus’ parents received messages from some of God’s special messengers—angels.



Christmas Chain of Christ’s Names, Week Three

Add to last week’s chain the names *Jesus* and *Son of God*.



1
2

Angel on the Wall

Draw an angel on a large piece of butcher paper, and tape it to a wall in the classroom. As the students come into the room, let them (or a teacher) draw around one of their hands with a dark pen. This handprint can be made directly onto the butcher-paper angel wing on the wall, or the handprint can be cut out and taped to the angel wing on the wall. Explain that an angel had a very special message for Joseph while he was sleeping. During the Bible lesson, we will find out what the message was.



The Need for a Savior

Ask the students what life would be like without sin. Bring in newspaper articles, magazines, or books showing sadness, hurt, or things associated with sin. Remind the students that God created Adam and Eve in a perfect garden. After sin entered the world, man’s punishment was death. God loved us and promised to send His only Son to die on the cross for our sins. God sent Jesus as a gift for us. That gift is our salvation.

PROCLAIM THE TRUTH

“Telling to the generation to come the praises of the LORD, and His strength and His wonderful works that He has done” (Psalm 78:4).

This section includes the Bible lesson, lesson questions, and praise and worship ideas. Song suggestions are included that you can use to proclaim your worship to God. Use the lesson questions to check the students’ understanding. This section also includes various presentation ideas to use during the teaching time. Read the Bible passage several times before you read these pages. All teaching should be done directly from the Bible.

Bible Lesson

Reading of the Text

Read Matthew 1:18–25 and Luke 1:26–38.

Introduction

Whenever God sends an angel (not like the ones on television, but a real angel), people should listen. God’s angels often give special messages from Him. And when the angels appeared to Joseph and Mary, they listened. Just as Joseph and Mary listened, we should listen to God’s Word so that we can learn about the great things God has done.



Leadoff Questions (LOQs)

LOQ: To whom did an angel of the Lord appear in a dream?

Answer: An angel of the Lord appeared to Joseph in a dream (Matt. 1:20).

LOQ: Who caused the baby inside Mary to be conceived?

Answer: “That which is conceived in her is of the Holy Spirit” (Matt. 1:20). Mary was already carrying a baby inside her womb, but it was not Joseph’s baby. The baby was from God the Holy Spirit.

LOQ: What three things did the angel say to Joseph about the baby who would be born?

Answer: The angel said that Mary would have a Son (Matt. 1:21a). The angel told Joseph that he would have to give the baby a particular name: Jesus (Matt. 1:21b). The angel also told Joseph what Jesus would do. Jesus would save His people from their sins (Matt. 1:21c).

LOQ: To whom did the angel Gabriel speak in Luke 1:28–38?

Answer: The angel Gabriel appeared to and spoke with Mary. Mary was engaged to Joseph. They were not yet married, but they were going to be.

LOQ: What three things did the angel tell Mary in Luke 1:31?

Answer: The angel said that Mary would conceive in her womb (v. 31a). That means that there would be a baby in her womb—she would become pregnant. The baby would be a boy; Mary would “bear a son” (v. 31b). And the third thing the angel told Mary was that the Son was to be named Jesus (v. 31c).

LOQ: The angel told Mary five more things. What were they?

Answer: The five things the angel told Mary were: (1) Jesus would be great (v. 32a). (2) He would be called the Son of the Highest (God) (v. 32b). (3) The Lord God would give Jesus the throne of His father David (v. 32c). To the Jews, “father” could mean an ancestor (grandfather, great-grandfather, etc.). (4) Jesus would reign over the house of Jacob forever (v. 33a). The house of Jacob is another name for Israel. Remember that God gave Jacob another name: Israel. (5) The kingdom of Jesus would have no end; it would last forever (v. 33b).

LOQ: What do the names Savior, Immanuel, and Son of the Highest mean?

Answer: Jesus is the Savior. That means that He saves people from their sin. Because of sin, we all are doomed to hell unless we call out to Jesus to save us. *Immanuel* means “God with us.” That name came from Isaiah’s prophecy and is a name that gives the humble sinner comfort. God knows our spiritual needs and our physical needs. He came to earth to be “with” man. He understands what it is like to live as a man. “Son of the Highest” is important because it would take a perfect and infinite sacrifice to pay for sin. Only the God-man, Jesus, was great enough to be able to pay for sin.

Summary

The angel that appeared to Joseph told him that Mary was pregnant because the Holy Spirit had made it happen, that the baby was a boy and was to be called Jesus, and that Jesus would die for the sins of His people.

The angel that appeared to Mary told her the same things. But the angel also told Mary that Jesus would be great, would be called the “Son of the Highest,” would receive the throne of David, would reign over Israel, and would have a kingdom that would last forever.

Application

God can fulfill, has fulfilled, and will fulfill all His promises. He can always be trusted. We must take Him at His word. Jesus came in fulfillment of hundreds of Old-Testament prophecies. These fulfilled prophecies proved that God could be trusted. They proved that He was compassionate and eager to save His children. This is important to remember today. Many promises about Jesus have not yet come true. He promises to come back and rule the earth with justice and might. He will dwell with His people and make an end to sin. This is the great hope of the Christian. Christmas should be a reminder of the faithfulness of God. It is not merely a celebration of a baby’s birth; it is a celebration of a down payment on the promises of God. We ought to continually wait in joyful expectation for Him to fulfill the rest of His promises to us.

Presentation Ideas



A Beka Book Flash-A-Cards

Use appropriate A Beka Book Flash-A-Cards with the lesson.



Betty Lukens Flannelgraph

Use appropriate flannelgraph pieces to present with the lesson.



2
3

Classroom Promise Board, Week Three

This activity is continued from last week. This week, write the following on separate pieces of 4 ¼ x 5 ½-inch cardstock and then place Velcro on the backs: Matthew 1:21 and Luke 1:32. During class, place these in the Passage section. On more pieces of the same size cardstock, write “A Savior will be born” and “Son of the Highest.” During class, place these in the Promise section. Again, on more pieces of cardstock, write “Joseph” and “Mary.” During class, place these in the Person section. Use this board to teach each week and to review past lessons.

Praise and Worship

Angels We Have Heard on High

Away in a Manger

Go, Tell It on the Mountain

Hark! the Herald Angels Sing

Joy to the World!

Silent Night

Trust and Obey

PRACTICE THE TRUTH

“That they may set their hope in God, and not forget the works of God, but keep His commandments” (Psalm 78:7).

Choose ideas from this section to review and apply the truths of the Bible lesson.



Promises Fulfilled Ornaments, Week Three

Cut out colored construction paper in the shape of a Christmas ornament. Give each student a pair of preprinted verses, one with a prophecy and one with its fulfillment. The following are suggested verses:

A Savior born—Matthew 1:21 with Luke 2:7

God’s Son—Luke 1:32 with Luke 2:11

Instruct the students to glue a verse on each side of their ornaments. Then supply the class with glitter glue, stickers, and markers or crayons, and have the students decorate the ornaments. Finally, punch holes in the tops of the ornaments, and tie ribbons through the holes for hanging.



Good News Megaphone

Each student will need one piece of gold or yellow construction paper, as well as scissors, glue, tape, markers, and glitter.

Have the students follow the instructions below to complete their crafts:

1. Write and print out the memory verse or key phrase from the morning on 1 x 4-inch strips of paper.
2. Form a cone with the piece of construction paper. Cut off any excess.
3. Cut a ¾ x 4-inch strip of paper for a handle.

4. Tape the handle onto the underside of the cone.
5. Glue the memory verse or key phrase onto the cone.
6. Decorate the phrase with markers and glitter as desired.

When the students are finished, practice saying the memory verse using the megaphones. Encourage them to share the good news with family and friends this Christmas season.



1

Get Your Heart Ready for Christ

Have the students cut out the “Get Your Heart Ready for Christ” puzzle. Then instruct them to glue the pieces together on the “Get Your Heart Ready for Christ” craft page. Read and discuss the page together. Both of these pages are at the back of the lesson.



Angel Craft

Copy the angel template onto a piece of white cardstock, or draw it onto a paper plate. Cut along all the solid lines. Instruct the students to decorate the angel with crayons and glitter. Fold along dotted lines A and B. Fold A toward B and staple lines A and B together. Flip arms down in front of head and fold along dotted line in center. Gently fold sides of slit outward to create the angel’s wings.



2

3

Scroll

Give each student a half-sheet of parchment paper. Instruct the students to use their Bibles to look up Matthew 1:21–23 or Luke 1:30–33. Tell them to use their best handwriting and write out the verses on the sheets of paper. Then have them roll up the papers and tie them with ribbon to make a scroll.



“God Promises to Send Jesus”

Use this work sheet to review the lesson with the students. It is located at the back of this lesson.



2

3

Journal Page: “God Promises to Send His Son”

Give each student a copy of the journal page at the back of this lesson. The students can work on the page individually, in small groups, or at home.

Coloring Sheets

Give each student a copy of the coloring sheets at the back of this lesson. The students can color the pages in class or at home.

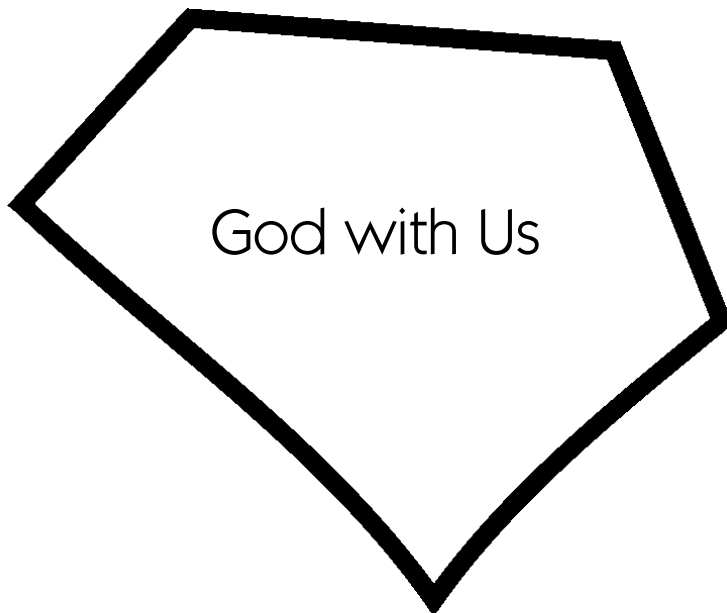



MEMORY VERSE


Use this verse for three weeks.

“Behold, the virgin shall be with child, and bear a Son, and they shall call His name Immanuel,’ which is translated, ‘God with us’” (Matthew 1:23).

Get Your Heart Ready for Christ (Puzzle)

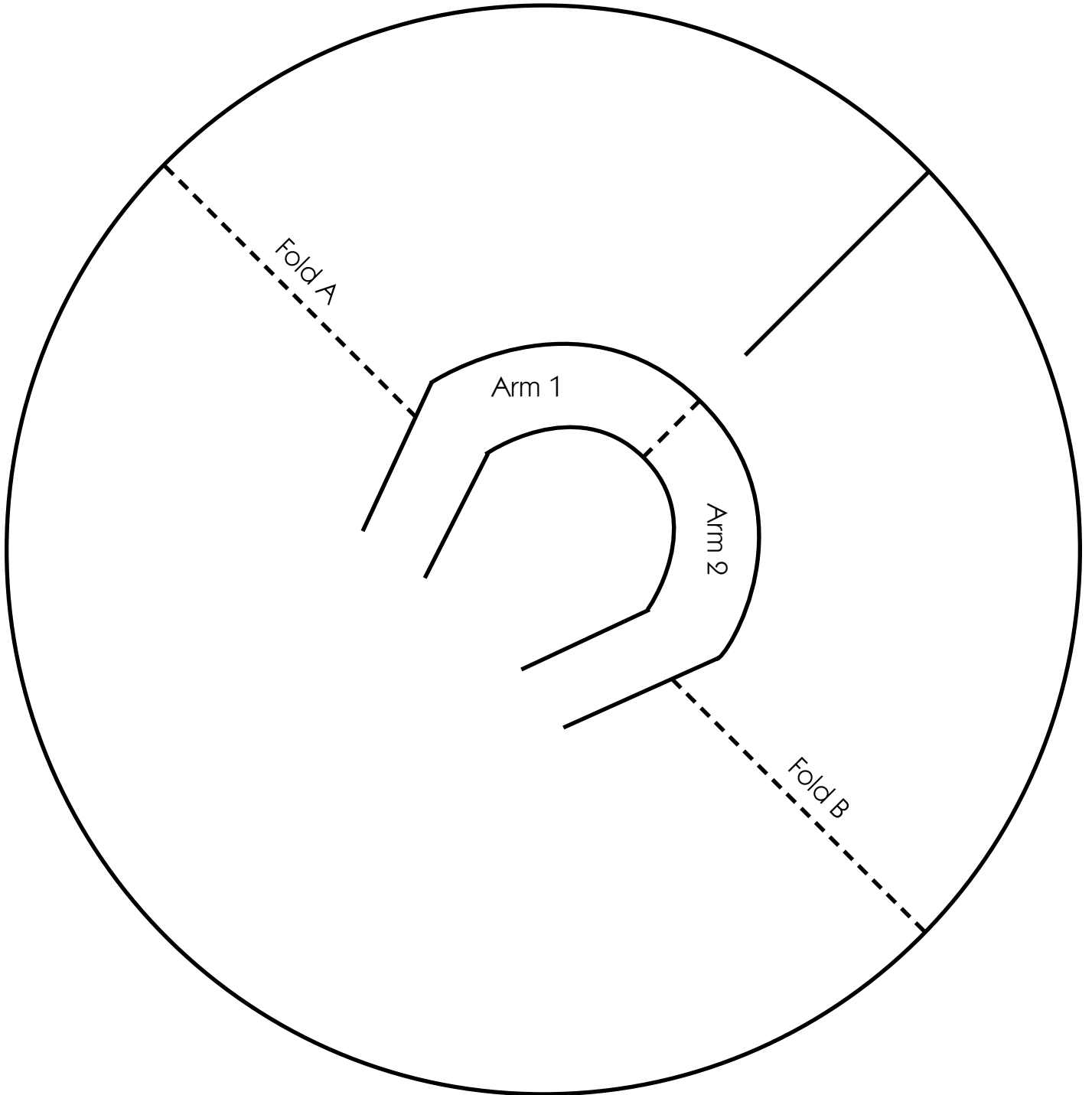


Get Your Heart Ready for Christ



**“That if you confess with your mouth the Lord Jesus and believe in your heart that God has raised Him from the dead, you will be saved. For with the heart one believes unto righteousness, and with the mouth confession is made unto salvation”
(Romans 10:9–10).**

Angel Craft



God

Promises to Send

Jesus



Luke 1:28–38; Matthew 1:18–25

Name _____

1. To whom did the angel Gabriel speak in Luke 1:28–38? _____

2. List two things the angel told Mary in Luke 1:31.

3. How did Mary respond to the angel's message that she would miraculously have a baby?

4. To whom did the angel appear in Matthew 1:18–25? _____

5. Why was Joseph troubled about Mary's pregnancy? _____

6. Who caused Mary to become pregnant with Jesus? _____

7. List two things the angel told Joseph in Matthew 1:21.

God Promises to Send His Son

God sent angels to tell Mary and Joseph that Jesus would be coming soon and that Mary would give birth to Him. Even though Mary faced the shame and embarrassment of being an unwed mother, she did not let this hinder her from trusting and believing what the Lord had promised. Joseph, who was engaged to Mary, also trusted the promises of God and did not break his engagement to Mary. Answer the question below, and then look up the verses provided. In the Promise section, write out the promise God made. In the Fulfillment section, write out how that promise was fulfilled.

What was the name of the angel who spoke to Mary?

Promise One: Read Matthew 1:21 and Luke 2:7.

Promise

Fulfillment

Promise Two: Read Luke 1:32 and 2:11.

Promise

Fulfillment

God Promises to Send His Son

God sent angels to tell Mary and Joseph that Jesus would be coming soon and that Mary would give birth to Him. Even though Mary faced the shame and embarrassment of being an unwed mother, she did not let this hinder her from trusting and believing what the Lord had promised. Joseph, who was engaged to Mary, also trusted the promises of God and did not break his engagement to Mary. Answer the question below, and then look up the verses provided. In the Promise section, write out the promise God made. In the Fulfillment section, write out how that promise was fulfilled.

What was the name of the angel who spoke to Mary?

Promise One: Read Matthew 1:21 and Luke 2:7.

Promise

Fulfillment

Promise Two: Read Luke 1:32 and 2:11.

Promise

Fulfillment

Luke 1:32 says that Jesus would be called the "Son of the

Highest." What does this mean? _____

Mary and Joseph obeyed God. I can obey God by _____

I believe that God keeps His promises because _____

I can worship Christ this Christmas by _____

Christ deserves my praise because _____

Luke 1:32 says that Jesus would be called the "Son of the

Highest." What does this mean? _____

Mary and Joseph obeyed God. I can obey God by _____

I believe that God keeps His promises because _____

I can worship Christ this Christmas by _____

Christ deserves my praise because _____



The angel Gabriel said to Mary, “He will be great, and will be called the Son of the Highest; and the Lord God will give Him the throne of His father David” (Luke 1:32).



“Then Joseph...did as the angel of the LORD commanded him and took to him [Mary as] his wife” (Matthew 1:24).

