



Satan Tempts Jesus

Matthew 4:1–11



LESSON GOAL

The student will acknowledge that only Jesus was righteous enough to take the punishment of their sin.

LESSON OBJECTIVES

The student will be able to:

- Describe the physical setting and suffering of Jesus temptation.
- Explain why God allowed His Son to be tempted by Satan.
- List the three ways Satan tempted Jesus.
- Describe how Jesus answered Satan's temptations.

KEY VERSE

"Then Jesus was led up by the Spirit into the wilderness to be tempted by the devil." —Matthew 4:1

APPLICATION

- Repent and trust in Jesus' death for the forgiveness of your sins.
- Hate sin as much as Jesus did.
- Resist temptation by answering the lie of sin with the truth of God's Word.
- Trust that God's perfect plan is better for you than sin's promises.

NEXT WEEK

Jesus Calls the Disciples
Matthew 4:12–25

Symbol Key



Craft



Memory Verse



Object Lesson



Game



Visual Aid



Activity



Q & A



Work Sheet



2 Grade Level

Teacher Planning Sheet

PREPARE

Objectives/Truths to cover this week

- _____
- _____
- _____
- _____
- _____

Personal Application

As a result of my study in this passage, God wants me to...

- _____
- _____
- _____

Three ways students need to apply this passage are...

- _____
- _____
- _____

Materials
Needed:

POINT

Choose from various ideas to point students to the coming Bible lesson.

- _____
- _____

PROCLAIM

Choose from various ideas to proclaim the Bible lesson.

Presentation Ideas

- _____
- _____

Praise/Music Ideas

- _____
- _____
- _____

PRACTICE

Choose ideas to help review and apply today's lesson.

- _____
- _____

PREPARE WITH THE TRUTH

“Therefore you shall lay up these words of mine in your heart and in your soul... you shall teach them to your children.” —Deuteronomy 11:18–19

Please take time to prepare your mind and heart to accurately handle the truths of God’s Word (2 Tim. 2:15). Read through the Bible background and study the truths contained in this lesson. Crucial background information is included here that will aid you in understanding the Scripture.

Bible Background

Introduction

In the Gospel of Matthew, the apostle writes to convince his audience that Jesus is the promised Messiah and that they should follow Him. In chapter 1, Matthew records both Jesus’ legal right to the throne of David and His divine origin. In chapter 2, Matthew shows that Jesus is the Messiah who fulfills prophecy and who will either be worshiped or despised. In chapter 3, Matthew points to Jesus’ identity through God’s prophesied prophet John and through Jesus’ own baptism. Perhaps the most dramatic testimony to Jesus’ identity is the one which God Himself gives: “This is my beloved Son, in whom I am well pleased.” As soon as the Father announced the Son’s character from heaven, He tested His Son’s character on earth by leading Him into the wilderness to be tempted. Through that period of temptation, Jesus grew in obedience and submission to His heavenly Father, proving that He indeed was the well-pleasing Son. Because of Jesus’ perfect righteousness, He could take the punishment of sinners when He died on the cross.

Period of Temptation Begins (Matt. 4:1–2)

The beginning of chapter 4 is unexpected: “Then Jesus was led by the Spirit into the wilderness to be tempted by the devil.” Jesus had just gone through the most remarkable and public testimony to His ministry and identity as the Messiah. He was prepared and commended by God for His future work. But instead of sending Jesus to preach and perform miracles, God chose to test His Son’s character by allowing Him to be tempted by Satan. Although God has never tempted anyone to sin (James 1:13), God does test the obedience of those who belong to Him so that they can grow in righteousness. God tested the perfect righteousness of His Son by allowing Him to be tempted directly by Satan.

The true nature of Jesus’ obedience becomes even more impressive when His physical suffering is considered. The Spirit led Jesus into the wilderness of Judea, a hot, barren wasteland west of the Dead Sea. Jesus fasted for “forty days and forty nights,” not only communing with his Father but also being tempted by Satan (Luke 4:2). During this time of physical suffering and temptation, Jesus continued to rely on His Father for satisfaction and for strength to resist temptation. While Jesus deserved to be in heaven with His Father, He was on the earth undergoing severe hunger. A less faithful son would have misinterpreted such suffering and questioned his Father’s wisdom, the Spirit’s anointing, and His Messianic ministry. If not for Jesus’ true nature as the Son of God, the intense surrounding, the severe hunger and perpetual spiritual warfare would have revealed any disobedience. At the end of the 40 days, Matthew summarizes Jesus’ physical weakness by simply stating: “Afterward He was hungry” (4:2). The Son had suffered but not succumbed to Satan’s seduction.

First Temptation (Matt. 4:3–4)

When Jesus was at His physical weakest, Satan came and tempted Jesus three times. Although Jesus was tempted throughout the 40 days (Luke 4:2), both Matthew and Luke record these three specific temptations. In the first temptation, Satan tempted Jesus to disobey the Father by satisfying His hunger. Satan challenged Jesus: “If You are the Son of God, command these stones to become bread” (Matt. 4:3). Satan did not doubt that Jesus was the Son of God or that He had power to turn stones into bread. Instead, Satan was challenging the Son to disobey the Father. Satan tried to undermine Jesus’ submission to the Father by encouraging Him to satisfy His flesh rather than listen to the Father. The deceit in Satan’s plea was its simplicity. The Son truly did deserve to eat bread and stay healthy. But if the Son doubted the Father’s good plan in leading Him into the desert to fast, the Son would be disqualified and redemption never gained.

Jesus answered Satan’s temptation with Scripture. Jesus quoted Deuteronomy 8:3: “Man shall not live by bread alone, but by every word that proceeds from the mouth of God” (Matt. 4:4). Jesus’ response reveals that He understood what Satan was really after. Satan tempted Jesus not to trust God’s plan as revealed in God’s Word. Jesus’ answer quickly shut down Satan’s temptation. Jesus knew that it was more important to satisfy His father than His belly. His only need was to obey God’s commands—not to eat! Jesus trusted that the Father knew what His needs were and would supply those needs. Obedience to God’s Word was more necessary to life than food.

Second Temptation (Matt. 4:5–7)

Having failed in his first attempt, Satan again tried to trick Jesus into sinning against God. This time Satan encouraged Jesus to test God’s willingness to protect His Son. After taking Jesus to the highest point of the temple, Satan suggested that Jesus throw Himself from the height which overlooked the Kidron Valley. (Josephus, an ancient Jewish historian, indicates that the drop was 450 feet.) Satan tried to use Scripture (Ps. 91:11–12) to persuade Jesus that since Jesus is the Son of God and since God promises to protect those who trust Him, Jesus could trust God to save Him from crashing upon the rocks below. Satan was trying to get Jesus to usurp God’s authority by placing the Father in a position where He would have to save His Son.

Jesus correctly deduced the lie in Satan’s argument. He again quoted from the book of Deuteronomy (6:16) as He answered Satan: “It is written again, ‘You shall not tempt the LORD your God’” (Matt. 4:7). Jesus knew that trusting God is different from testing God. Trusting God is relying upon God’s power and wisdom to preserve. Testing God is using one’s own power and wisdom to force God to act in a certain way. An obedient and submissive Son would never force His Father to show His character by exerting His own self-will. Jesus would not rob God of His authority.

Third Temptation (Matt. 4:8–10)

Satan’s third attempt to lead Jesus into sin was a brazen offer of all the world’s kingdoms. After bringing Jesus to the top of an “exceedingly high mountain” and showing “Him all the kingdoms of the world and their glory,” Satan told Jesus, “All these things I will give You if You will fall down and worship me” (Matt. 4:8–9). Satan offered Jesus all the power and authority His Father had promised to Him without the cost of self-denial, rejection and crucifixion. All Jesus had to do was dethrone God, exalt His own desires, and worship Satan. Since his own fall, Satan has longed to be worshiped. He could imagine no greater victory than to buy the Creator’s worship by offering Him His own creation in exchange.

Jesus once again resisted Satan's temptation and remained committed to obeying His Father. Jesus would one day have all the kingdoms of the world, but only when the Father gave them to Him. Before quoting Scripture, Jesus first commanded that Satan leave: "Away with you, Satan!" (Matt. 4:10). Instead of the Creator worshiping His creation, the Creator exercised all power over His creation. Jesus then responded by quoting from Deuteronomy 6:13–14: "You shall worship the LORD your God, and Him only you shall serve" (Matt. 4:10). Jesus would neither worship Satan nor serve Himself. Instead, He completely submitted Himself to His Father's will and trusted the Father to take care of His beloved Son.

Period of Temptation Ends (Matt. 4:11)

Satan's foolish attempt at thwarting Jesus' submission to God's will ended in failure. The Son had resisted the devil so the "devil left Him" (Matt. 4:11). Not only did the fallen angel leave the Lord's presence, but the Father sent angels who "came and ministered to Him." (The Bible does not reveal how the angels ministered to Him, but they most likely brought food.) The Son's trusting obedience was rewarded when He was cared for by the Father. If the Son had listened to Satan's offers of pleasure and promotion, He would have lost His relationship with the Father. Instead, the Son trusted the Father to care for His Son and focused His attention on His one true need, worshiping and obeying His Father.

Conclusion

Jesus' resisting of Satan's temptation in the wilderness reveals His perfect submission to the Father. Before the testing, the Father had declared that His Son was pleasing to Him. Jesus continued to please His Father even though Satan tried to seduce Him toward disobedience. Jesus' perfect obedience demonstrates why He alone could take the punishment of sinful man. Because Jesus resisted the advances of Satan, repentant sinners can trust in Jesus as the sacrifice for their sins.

POINT TO THE TRUTH

*"Give ear, O my people, to my law; incline your ears to the words of my mouth."
—Psalm 78:1*

This section includes questions to review last week's lesson and ideas to prepare students for this week's lesson. Choose from the following ideas to point to the truths of this lesson.



Review Questions

How long had it been since a prophet had been in Israel?
400 years had passed since God had sent a prophet to Israel.

What was John doing in the wilderness?
John was baptizing people in the Jordan.

Who came to John to be baptized?
Jesus

What special thing happened after John baptized Jesus?

When Jesus came up from the water the heavens opened and the Holy Spirit descended like a dove. God the Father's voice called from heaven saying, "This is my beloved Son, in whom I am well pleased."



Will He Pass the Test?

As Jesus entered into the wilderness to be tempted, the reader is faced with the question, "Will He pass the test?" Break the class into two or more groups. Select representatives from each of the groups to perform a number of tests e.g. catch a ball, balance a stick, skip over a rope, etc. A team can only score if their representative passes the test. Jesus is the only person who could bear the sins of the world. In today's lesson we will be learning about a big test He faced at the beginning of His ministry. Let's see whether He passes the test.



Tried and Tested

Scripture testifies to Jesus' absolute obedience to the Father's will. Although He was tempted in every way, He was without sin (Heb. 4:15). Before teaching the lesson you can remind the children about some of the realities of temptation by giving them a puppet show. Introduce your hand puppet and give him some very clear instructions e.g. he must walk directly to school without playing. Then have a number of other puppets or situations tempt him and distract him e.g. some kids playing ball, some candy in a shop window, an interesting book, etc. Draw the class into the temptation by having your puppet ask them what he should do. In today's lesson we will be looking at some temptations Jesus faced and how He responded.



Temptation

The Scripture is clear that we are all tempted in many different ways (1 Cor. 10:13). Children are, however, not always aware of the nature, process and outcome of temptation. To prepare them for the lesson, take some time to discuss temptation with them. James 1:12-15 and 1 John 2:15-17 give some useful insights into the mechanics and sources of temptation. Help the children identify what sorts of things tempt them. Temptation always makes sin seem appealing. Temptation always offers what it cannot deliver. Ask the children what they think they should do when they are tempted to sin. In today's lesson we will be learning from the Master, who was tempted in every way but never once sinned (Heb. 4:15). Have some children try to pass a loop through a length of bent and twisted wire without letting the loop touch the wire. Allow them two or three touches at first. Give them a smaller hoop or a more twisted wire and let someone try to make it all the way along the wire without touching it at all. Make sure that it cannot be done. God's standard of righteousness is like this, He cannot accept even one single sin. Can the children imagine going through their whole life without ever sinning even once? Only Jesus could accomplish such a difficult feat, as we will see in today's lesson.



Wilderness Mural

At the beginning of class, hang butcher paper on the wall and let children decorate the wilderness scene. (Research what the wilderness that Jesus went into looked like.) Perhaps let the children only color with brown and black to make it look dry and barren. Finally, practice counting the 40 days and nights by alternately raising and lowering a sun and a moon (pictures or decorated paper plates on sticks can be used). This scene can be used in the proclaim time for skits, object lessons or illustrations.

PROCLAIM THE TRUTH

“Telling to the generation to come the praises of the LORD, and His strength and His wonderful works that He has done.” —Psalm 78:4

This section includes the Bible lesson, lesson questions, and praise and worship ideas. Song suggestions are included that you can use to proclaim your worship to God. Use the lesson questions to check the students’ understanding. This section also includes various presentation ideas to use alongside the teaching time. Read the Bible passage several times before you read these pages. All teaching should be done right from the Bible.

Bible Lesson

Passage Outline

Period of Temptation Begins (Matt. 4:1–2)

First Temptation (Matt. 4:3–4)

Second Temptation (Matt. 4:5–7)

Third Temptation (Matt. 4:8–10)

Period of Temptation Ends (Matt. 4:11)

Introduction

Have you ever been tempted to take a cookie after your mom has said not to? Or have you ever been tempted to lie when you know that you will be in trouble if you tell the truth? It is very difficult for man not to sin because of his sinful nature. In today’s lesson, we will learn about a man who completely obeyed God. He was perfect in every way, resisting temptation at every turn so that He could please the Father. Let’s see what happened when Jesus was tempted by Satan himself at Jesus’ weakest moment.



Lead-off Questions (LOQs)

LOQ: Who led Jesus into the wilderness to be tempted?

Answer: We see that God led his Son to the wilderness through the leading of the Holy Spirit. This is the same Holy Spirit that had just descended on Jesus during His baptism.

LOQ: Who came to tempt Jesus?

Answer: The Bible says that the devil, or the tempter, came and tempted Jesus.

LOQ: What kind of suffering was Jesus experiencing when being tempted?

Answer: Jesus had just been fasting for 40 days and 40 nights, and was very hungry (4:2). Despite this hunger, the Bible also says that he was tempted in the wilderness (or desert), where it was very hot and dry.

LOQ: What was Jesus’ first temptation?

Answer: Satan tempted Jesus to disobey the Father by satisfying His hunger (4:3). Throughout the temptation, Jesus managed to rely on His Father for satisfaction and strength. If Satan could encourage Jesus to use His power to make bread for His stomach, then Jesus’ submission and reliance on the Father would be questioned.

LOQ: How did Jesus resist such a temptation?

Answer: We see that Jesus answered Satan's temptation with Scripture. He quoted Deuteronomy 8:3: "Man shall not live by bread alone, but by every word that proceeds from the mouth of God" (Matt. 4:4). Jesus' only need was to obey God's command—not to eat!

LOQ: What was Jesus' second temptation?

Answer: This time Satan encouraged Jesus to test God's willingness to protect His Son. After taking Jesus to the highest point of the temple, Satan suggested that Jesus throw Himself off. We see here that Satan even uses Scripture to try to persuade Jesus to test God's authority (Ps. 91:11–12). If God protects those who trust in Him, surely Jesus could trust God to save Him from crashing upon the rocks below.

LOQ: How did Jesus resist this temptation?

Answer: Jesus again used Scripture to resist Satan's temptation. He quoted Deuteronomy 6:16: "You shall not tempt the Lord your God" (Matt. 4:7). Jesus' trust in God did not require for Him to test the Father.

LOQ: What was Jesus' third temptation?

Answer: After taking Him to the top of a high mountain, Satan tempted Jesus by offering Him all the kingdoms of the world. All Jesus would have to do in return was to worship him. Jesus would have to stop worshipping God and worship Satan.

LOQ: How did Jesus respond to this temptation?

Answer: Before quoting Scripture a third time, Jesus commanded Satan to leave (4:10). Since Jesus was God's Son, He had all the power necessary to dismiss Satan. Jesus then responded by quoting from Deuteronomy 6:13–14: "You shall worship the Lord your God, and Him only shall you serve" (4:10). Jesus would neither worship Satan nor serve Himself. He instead completely obeyed His Father.

LOQ: How was Jesus' obedience rewarded?

Answer: The Bible says that God cared for Jesus by sending angels to tend to His needs.

LOQ: What did Jesus' obedience to God prove?

Answer: Jesus' faithful obedience proved that He was indeed the well-pleasing Son that He was identified as at His baptism. He was completely righteous and did everything He could to honor His Father with obedience.

Summary

After His baptism, the Holy Spirit led Jesus into the wilderness. There in the wilderness Jesus fasted for 40 days and 40 nights. In suffering from tremendous hunger, Jesus was then confronted and tempted by the devil. Satan here tried to tempt Jesus to disobey God on three different occasions. But Jesus did not listen to Satan. At each attempt, Jesus answered Satan's temptation with Scripture. Jesus had faithfully used God's Word to resist temptation. His desire to please His Father would not be overcome with His desire to please Himself. Jesus is seen as having been perfect in every way, always obedient to God's command.

Application

God is holy and He hates sin. Jesus is God and also hates sin. Since Satan is the enemy of God and His people he desires that believers disobey God. Like Jesus, we too can resist temptation by using God's Word. Against the truth of God's Word, Satan has no power. We should hate sin as Jesus hates sin and desire to obey God in everything we do. Because Jesus was completely obedient by not sinning and by trusting in God's perfect plan for His life, we as sinners can trust in His death for the forgiveness of our sins. His sinlessness allows Him to be the perfect and only Savior of the world. Repenting of our sin and trusting in Him is the only way that we too can please the Father. What did Jesus' resistance to temptation prove? That He was indeed the well-pleasing Son of God.

Presentation Ideas



A Beka Book® Flash-A-Cards®

Use appropriate A Beka Book® Flash-A-Cards® with the lesson.



Betty Lukens Flannel Graph

Use appropriate flannel graph pieces with the lesson.



Tested and Approved

After engineers have carefully designed a structure, they "load test" it in order to verify that the structure can indeed withstand all the forces for which it has been designed. Bring some Styrofoam blocks to class and stack two or three on top of one another. Explain to the children that each of Jesus' temptations verified His strength. Place a heavy object on top of the blocks to see whether they will hold up. As you teach through each of the temptations, add heavier and heavier objects onto the blocks. End the lesson by posing the question, "Can Jesus carry me, with all my weight of sin?" A Christian is someone who trusts that Christ was strong enough to carry his sin on the cross. It is quite easy to watch other things being placed on top of the blocks, but it takes faith to entrust ourselves to Christ. If you have tested the blocks beforehand, you can stand up onto them to show how they are able to bear your weight. Christ has proved His strength by resisting temptation in the desert, by resisting temptation even to the point of death on a cross and ultimately by rising from the dead. The question is, "Will we trust Him with our lives?"



1-2-3 Posters

Have large posters on wall or easel with the numbers 1, 2 and 3. When you talk about Jesus' first temptation, decorate the number 1 with stones and bread (could be construction paper cut outs, wads, or real pebbles and crusts glued on). For number 2, put a cutout of a man (Jesus) standing at the top of the number, just like standing at the pinnacle of the temple. For number 3, draw or glue on a city skyline (with a castle) to represent the kingdom.

Praise and Worship

O Worship The King

Undivided Heart

White As Snow

Make Me A Servant

PRACTICE THE TRUTH

"That they may set their hope in God, and not forget the works of God, but keep His commandments." —Psalm 78:7

Choose ideas from this section that review and apply the truths of the Bible lesson.



Dealing with Temptation

Jesus' temptation in the desert is a historical event which is not recorded primarily so that we could learn how to face temptation but rather to show us Jesus' perfect sinlessness and worthy to save sinners. Nevertheless, Christ does set an example for us to follow. Spend some time after the lesson discussing the nature of temptation with the children and how Jesus responded to it. Satan distorted the truth of Scripture in order to tempt Jesus, He offered temporal satisfaction with eternal consequences, He undermined God's goodness and providence. Jesus responded with the truth of Scripture and with faithful obedience. What temptations are the children facing, why are they enticing? What truths of scripture apply to their particular temptations? How should they respond? Also see 1 Corinthians 10:13 for further study and discussion.



The Sinful and the Spotless

After the lesson, read a variety of Scripture passages which highlight particular sins. Divide the board into two halves labeling the one half "people" and the other half "Jesus." Ask the children to raise their hand if they have ever committed this particular sin. Make a mark on the board for every hand raised. As you go through the various Scripture passages, the one half of the board will become covered in black marks. This depicts the world and the heart of each person (Rom. 3:23). Only Jesus lived a spotless life and therefore only Jesus could be the perfect payment for sin. A Christian is someone who has asked God to exchange his sin-stained heart for Christ's righteousness (2 Cor. 5:21). Have they seen their sin? Do they desire Christ's righteousness?



"Temptation Triarama"

Materials: Copies of craft pages on cardstock, scissors, glue, crayons

Directions: Pass out cardstock pages and scissors to each student. Instruct students to cut along the sides of the square, and then along the dotted line from the bottom right corner to the center. Model how to fold the square inward along the lines from corner to corner, making a good crease. Fold on the solid line first, and then repeat with the other line that was cut to the midpoint. Show students how to fold the triangle with Matthew 4:10 printed on it on top of the triangle that says, "Glue here!" This will make the square into a three-dimensional pyramid shape. Do not glue at this point! Instruct the students to lay their square out flat again. Brainstorm ideas on what to draw for each of the three temptations. Provide the students with ample time to draw illustrations within each triangle. Make sure the students draw in the correct triangle for each temptation, and that they draw so that the illustrations will face upward once the square is folded into the 3D shape. The verses printed on each triangle record Jesus' response to each temptation. Once all illustrations are complete, instruct students to spread glue on the correct triangle to assemble the triarama. Use the Temptation Triarama to review lesson objectives three and four.



“Trusting versus Tempting”

Materials: copies of “Trusting versus Tempting” craft page, scissors, glue

Directions: Have students cut off the bottom portion of the craft page and then cut out each word. Next, they should glue the words in the blanks. If the words are placed in the right order, the students will be able to read the definitions for trusting and tempting.



“Satan tempts Jesus”

Use this worksheet to reinforce the key truths of today’s lesson. The worksheet is located at the back of the lesson.



2
3

Small Group Activity: “Meeting Temptation”

Use this worksheet in a small group. Lead the students in discussing the questions and their answers. The worksheet is located at the back of the lesson.

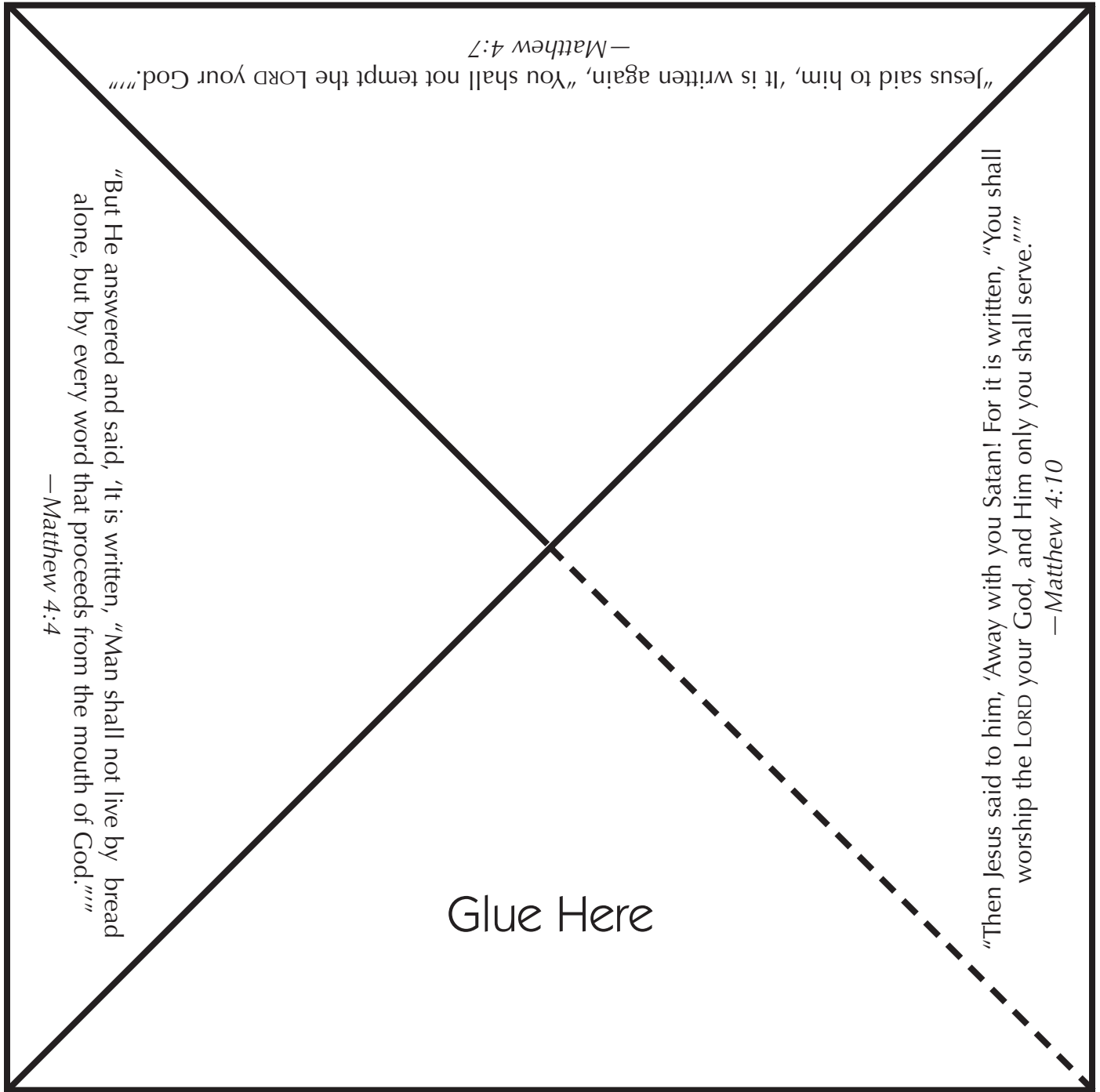


MEMORY VERSE

“No temptation has overtaken you except such as is common to man; but God is faithful, who will not allow you to be tempted beyond what you are able, but with the temptation will also make the way of escape, that you may be able to bear it.”

— *1 Corinthians 10:13*

Temptation Triarama



Trusting versus Tempting

God

Relying on

power and

to .

God

Using my own

to

God to

to in a certain way.

Directions: Cut off the bottom portion of this page. Then, cut out each word and fill in the blanks above by gluing on the correct word.

preserve

God's

force

Tempting

Trusting

power

act

wisdom

Satan *tempts* Jesus



Matthew 4:1-11

Name _____

1. Who led Jesus into the wilderness to be tempted? _____

2. How long did Jesus fast? _____

a. 40 days and 40 nights

c. 50 days and 50 nights

b. 60 days and 60 nights

d. 70 days and 70 nights

3.

Satan first tempted Jesus to satisfy His hunger by turning stones into _____.

4.

Satan tried again to tempt Jesus by encouraging Him to test God's willingness to

5. _____ His Son.

6. Satan tempted Jesus a third time by offering him all the kingdoms of the _____.

7. Jesus used _____ to resist temptation.

8. God sent _____ to minister to Jesus after Satan had left.

Meeting Temptation

“Then Jesus was led up by the Spirit into the wilderness to be tempted by the devil.” —Matthew 4:1

Have you ever wanted to do something that seemed like it would be a lot of fun but if you chose to do it, you would be disobeying God? How did you handle this temptation? Did you run away from it? Did you remember what God’s Word says about it?

God wants you to know how to meet temptation with victory. In today’s lesson, He showed you how to meet temptation. When He was tempted, He used God’s word to defeat Satan. In the areas below there are examples of the temptations of Christ, the disobedience, and the scripture that Christ used. Write out the scripture in the last column that answers the temptation.

TEMPTATION: Turn stones to bread
DISOBEDIENCE: Break God’s fast
SCRIPTURE: Deut. 8:3

TEMPTATION: Throw yourself from the temple
DISOBEDIENCE: Force God to prove He is powerful
SCRIPTURE: Deut. 6:16

TEMPTATION: Worship Satan
DISOBEDIENCE: Worship Satan and receive worldly power
SCRIPTURE: Deut. 6:13–14

Meeting Temptation

“Then Jesus was led up by the Spirit into the wilderness to be tempted by the devil.” —Matthew 4:1

Have you ever wanted to do something that seemed like it would be a lot of fun but if you chose to do it, you would be disobeying God? How did you handle this temptation? Did you run away from it? Did you remember what God’s Word says about it?

God wants you to know how to meet temptation with victory. In today’s lesson, He showed you how to meet temptation. When He was tempted, He used God’s word to defeat Satan. In the areas below there are examples of the temptations of Christ, the disobedience, and the scripture that Christ used. Write out the scripture in the last column that answers the temptation.

TEMPTATION: Turn stones to bread
DISOBEDIENCE: Break God’s fast
SCRIPTURE: Deut. 8:3

TEMPTATION: Throw yourself from the temple
DISOBEDIENCE: Force God to prove He is powerful
SCRIPTURE: Deut. 6:16

TEMPTATION: Worship Satan
DISOBEDIENCE: Worship Satan and receive worldly power
SCRIPTURE: Deut. 6:13–14

List three times you were tempted to disobey God. Next to each temptation write a verse that will help you remember what God wants you to do.

TEMPTATION/VERSE:

TEMPTATION/VERSE:

TEMPTATION/VERSE:

David the psalmist said, "Thy word have I hid in my heart that I might not sin against you." How does hiding God's word in your heart keep you from sinning when you are tempted?

I can hide God's word in my heart by:

PRAYER

Thank God for giving you His powerful Word. Thank Christ for showing you how to resist temptation. Tell Him about the times you are sorry for when you were tempted and gave in to temptation. Ask Him to forgive you.

List three times you were tempted to disobey God. Next to each temptation write a verse that will help you remember what God wants you to do.

TEMPTATION/VERSE:

TEMPTATION/VERSE:


TEMPTATION/VERSE:

David the psalmist said, "Thy word have I hid in my heart that I might not sin against you." How does hiding God's word in your heart keep you from sinning when you are tempted?


I can hide God's word in my heart by:

PRAYER

Thank God for giving you His powerful Word. Thank Christ for showing you how to resist temptation. Tell Him about the times you are sorry for when you were tempted and gave in to temptation. Ask Him to forgive you.



"Now when the tempter came to Him, he said, 'If You are the Son of God command that these stones become bread.' But He answered and said, 'It is written, 'Man shall not live by bread alone, but by every word that proceeds from the mouth of God.'" —*Matthew 4:3-4*



“Again, the devil took Him up on an exceedingly high mountain, and showed Him all the kingdoms of the world and their glory. And he said to Him, ‘All these things I will give You if You will fall down and worship me.’” —Matthew 4:9

