



God Gives Jericho to Israel

Joshua 6



LESSON GOAL

Students will be encouraged to obey because of God's ability to do what He says.

LESSON OBJECTIVES

Students will be able to

- Give examples of God's encouragement.
- Describe the difficulty that Israel faced at Jericho.
- Repeat the instructions given to the people.
- Retell what happened when the people shouted.
- Analyze why God brought down the wall.

KEY VERSE

"And the LORD said to Joshua: 'See! I have given Jericho into your hand, its king, and the mighty men of valor'"
(Joshua 6:2).

APPLICATION

- Remember that difficult circumstances are an opportunity for God to glorify Himself.
- Obey God's instructions, whether they make sense or not.
- Reflect that God's work is done by Him, although He may use us.

NEXT WEEK

God Reveals Achan's Sin
Read Joshua 7.

Symbol Key



Craft



Memory Verse



Object Lesson



Game



Visual Aid



Activity



Q & A



Work Sheet



2 Grade Level

Teacher Planning Sheet

PREPARE

Objectives/Truths to cover this week

- _____
- _____
- _____
- _____
- _____

Personal Application

As a result of my study in this passage, God wants me to

- _____
- _____
- _____

Three ways students need to apply this passage are

- _____
- _____
- _____

Materials Needed

POINT

Choose from various ideas to point students to the coming Bible lesson.

- _____
- _____

PROCLAIM

Choose from various ideas to proclaim the Bible lesson.

Presentation Ideas

- _____
- _____

Praise/Music Ideas

- _____
- _____
- _____

PRACTICE

Choose ideas to help review and apply today's lesson.

- _____
- _____

PREPARE WITH THE TRUTH

“Therefore you shall lay up these words of mine in your heart and in your soul.... You shall teach them to your children” (Deuteronomy 11:18–19).

Please take time to prepare your mind and heart to accurately handle the truths of God’s Word (2 Tim. 2:15). Read through the Bible background and study the truths contained in this lesson. Crucial background information is included here to aid you in understanding the Scripture.

Bible Background

In the first five chapters of Joshua, God repeatedly encouraged the Israelites by telling them that He would give them the Promised Land. In Joshua 1:2–9, God encouraged Joshua, the leader of Israel, by promising him that he would never be abandoned by God, that he would be unbeatable in battle, and that he would conquer every place his foot would tread. In Chapter 2, the spies were encouraged that God would give Israel the land when they learned of the Canaanites’ terror and Rahab’s faith. The Canaanites’ terror was magnified when God stopped the Jordan from flowing and the Israelites passed over on dry ground (Josh. 5:1). As Israel spent their first night in the Promised Land, their thoughts must have raced with how God had parted the Jordan River so they could enter.

God’s encouragement was not without exhortation. While He gave powerful promises to Joshua, He also called him to be strong and courageous and to be resolute in his attention and remembrance of the Law (Josh. 1:6–9). Similarly, the crossing of the Jordan was an incredible encouragement to the Israelites, but God also charged them to “fear the LORD your God forever” (4:24). Israel apparently took the warning. For the first time since leaving Egypt, the Israelite men obeyed God and were circumcised (Gen. 17:9–14; Josh. 5:2–7). Even though the procedure was painful and would leave the men unable to fight, the Israelites feared God and obeyed. The people further obeyed God by celebrating the Passover and the Feast of Unleavened Bread (Josh. 5:10–12). During the Feast of Unleavened Bread, the people enjoyed “the produce of the land” for the first time (5:11). God had faithfully fed his people manna for over 40 years, but now that Israel was in the land, the manna stopped (5:12). God had begun to give Israel the land, and they were enjoying His blessing by obeying and fearing Him.

Joshua’s meeting the commander of the army of the Lord in chapter 5 is one last example of encouragement and exhortation. Not knowing who the man with the drawn sword was (Josh. 5:13), Joshua asked if he was friend or foe. The man revealed that he was the commander of the army of the Lord. Although Joshua “fell on his face to the earth and worshiped,” he still did not understand that he was on holy ground (5:15). Like Moses on Mount Sinai, Joshua was in the presence of God. The visit from the commander of the army of the Lord was indeed strong encouragement. But at the same time, being in God’s presence is always an exhortation toward holiness. This balance of encouragement and exhortation continues in the next two chapters of Joshua. In chapter 6, the destruction of Jericho, God encourages His people and reveals that He alone will give Israel the land. In chapter 7, which tells of the disastrous sin of Achan, Israel learns the danger of ignoring God’s exhortation.

Surprising Instructions: Joshua 6:1–5

Judges 6:1 describes the problem that Israel faced in conquering Jericho: the gates

of Jericho had been shut, and no one could enter or exit. Israel had the difficult task before them of besieging the city and trying either to get inside or waiting for the inhabitants to surrender. But as soon as the problem is introduced, the text reveals God's plan for conquering the city. The Lord triumphantly told Joshua, "See! I have given Jericho into your hand, its king, and the mighty men of valor" (6:2). God's instructions emphasized that it was He who would give Jericho to Israel. Israel's job was to simply obey what God instructed.

Every day for six days, the Israelite soldiers were instructed to march around the city once (6:3). (The city probably measured 225 by 80 meters.) The soldiers were to be followed by seven priests blowing seven trumpets made from rams' horns. These seven priests were followed by the ark of the covenant, which symbolized the presence of the Lord among the Israelites (6:4). On the seventh day, the same march was to be made seven times (6:4). At the final trumpet blast on the seventh day, all the Israelites were commanded to shout. God promised that the city's walls would fall flat, and the Israelite soldiers would be able to enter (6:5). Such an unusual method for taking the city emphasized that it was the Lord alone who was going to give Israel the city of Jericho. Israel would not be able to look at themselves and say, "We did it!" Instead, they would be able to say only, "The Lord did it!"

Simple Obedience: Joshua 6:6–19

Joshua called the priests and people and gave them the instructions from the Lord (Josh. 6:6–7). The people obeyed exactly as God had commanded (v. 8). Verses 8–14 describe what happened on the first six days. The first day is described in verses 8–11. These verses supply the extra information that a rear guard followed the ark (6:9). They also reveal that Joshua commanded the people, "You shall not shout or make any noise with your voice, nor shall a word proceed out of your mouth, until the day I say to you, 'Shout!' Then you shall shout" (6:10). Israel returned to camp until the next day (6:11) when they again followed the Lord's instructions (6:12–14).

After six days of following God's commands (Josh. 6:14), Israel rose early on the seventh day and marched around the city seven times (6:15). Joshua had instructed the people what to do when the seven priests blew the trumpets for the seventh time. The people were commanded to "shout, for the LORD has given you the city!" (6:16). God commanded that the people and the goods of the city were not to be taken by the Israelites. Instead, everything was "doomed by the LORD to destruction" (6:17). Except for Rahab and her house, all the people and animals were to be killed. In Deuteronomy 20:16–18, God had revealed that every person was to be killed "lest they teach you to do according to all their abominations which they have done for their gods, and you sin against the LORD your God." God was preserving Israel from the wicked practices that Canaanites would teach them. Instead of being destroyed, "all the silver and gold, and vessels of bronze and iron" were to be consecrated to the Lord and become part of the tabernacle treasury (6:19). Joshua also warned the people, "Abstain from the accursed things, lest you become accursed when you take of the accursed things, and make the camp of Israel a curse, and trouble it" (6:18). The seriousness of not following this warning will not be revealed until Joshua 7.

Stunning Results: Joshua 6:20–28

When the priests blew the trumpets and the people shouted, "the wall fell down flat" (6:20). The Lord had delivered Jericho into the hands of the Israelites. The Israelites rushed into the city and "utterly destroyed all that was in the city, both man and woman, young and old, ox and sheep and donkey, with the edge of the sword" (6:21). God had patiently waited with the Canaanites over 400 years. In Genesis

15:16, God had told Abraham that “the iniquity of the Amorites [was] not yet complete.” Like all people, the Canaanites deserved God’s judgment (Rom. 6:23), but God graciously waited to punish them. By the time of the conquest, Israel was God’s chosen instrument to punish the unrepentant Canaanite nations. (One day, God would use other nations to punish Israel.) Even after hearing the wonders of the God of Israel, the Canaanites did not repent like Rahab and look to Israel’s God for salvation. Instead, their hearts were hard, and even though they knew they would be defeated, they continued to fight against Yahweh and Israel (Josh. 11:19–20).

Of all the people in Jericho, only Rahab had submitted to the God of Israel. Because “she hid the messengers whom Joshua sent to spy out Jericho” (6:25), Joshua instructed the two spies, “Go into the harlot’s house, and from there bring out the woman and all that she has, as you swore to her” (6:22). Rahab knew that God was going to give Israel the Promised Land (2:9). Unlike that of the other Canaanites, her knowledge turned to faith, and she was saved. The rest of Jericho was burned with fire, except for the gold, silver, and bronze, which were put into the Lord’s treasury (6:24).

Conclusion

In the miraculous destruction of Jericho, the Lord confirmed to Israel His precious promise that He would give them the land. While the people were responsible to heed His instructions, only God is glorified in the story of Jericho. God again used a difficult situation to encourage His people by acting on their behalf. Because God is omnipotent and omniscient, He can always keep His word. He promised Joshua, “See! I have given Jericho into your hand,” and in the most glorious way affirmed that it was He alone who would give Jericho to Israel! Israel’s response was to be encouraged and to heed His exhortation. Chapter 7 reveals what happened when one of those who went into Jericho ignored the Lord’s exhortation.

POINT TO THE TRUTH

“Give ear, O my people, to my law; incline your ears to the words of my mouth” (Psalm 78:1).

This section includes questions to review last week’s lesson and ideas to prepare students for this week’s lesson. Choose from the following ideas to point to the truths of this lesson.



Review Questions

Use these questions to review and reinforce key truths.

Why would it have been difficult for the Israelites to cross the Jordan River?
The river was very fast-moving, with many rapids. It would have been difficult to lead two million people across.

What were the people told to do?
They were told to follow the ark of the covenant. The ark symbolized the presence of God. Because of this, the people had to stay about a thousand yards back.

How did God provide a way for the Israelites to cross the Jordan?
As soon as the priests set their feet in the water, God cut off the waters of the Jordan River. The priests stood on dry ground, and all the people crossed safely.

Why did God have 12 people, one from each tribe, take stones from the riverbed and make them into a memorial?

God wanted the people to have a visible reminder of His provision. He knew the Israelites could forget His mighty act. The stones would also encourage the future generations.

What were four reasons why God chose this dramatic entrance into the Promised Land?

1. To encourage Israel that Yahweh is the one, true living God
2. To confirm Joshua as the leader of Israel
3. So that all nations would know that God is mighty
4. So Israel would fear the Lord forever



Surprising Instructions

Give the students strange instructions that do not make sense to them but will result in a small blessing. For example, blindfold a student and tell him to take a certain amount of steps in various directions. If he follows the directions correctly, he will then be blessed with a prize. Israel was also blessed through their obedience. If they followed God's instructions, they would also experience God's blessing in the Promised Land.



Ram's Horn Trumpet

Have the students make rams' horn trumpets by curling a sheet of paper lengthwise and taping it closed, making one side larger than the other. They can use the horns during the lesson with the "Conquering Jericho" activity found under "Presentation Ideas."



Obedience—Even When It Does Not Make Sense

Ask the students to explain what it means to obey. To obey means to follow the instructions of someone or something. What kinds of people or instructions do we follow? (A policeman, our moms and dads, a medicine prescription, the Bible, etc.) Some kinds of instructions we can choose to obey or not obey—for example, instructions on a recipe or directions on a map. We usually obey instructions because we think that the other person knows better than we do and can help us get what we want or help us avoid danger. We choose not to obey when we think that we know better than the other person. We may think we know how to make a cake and so ignore the recipe, but we may be wrong, and then our cake won't turn out right. God knows everything and always knows what is best for us. We must, therefore, always obey God's instructions, even when we think we know better. We must also obey those whom God puts in charge over us. God wanted Israel to obey Him and Joshua, even though their instructions didn't make sense. That shows that we trust God and believe He knows best.



Who Did It?

Use this call-and-response throughout the lesson to reinforce the idea that God is the source of all that happens. Each time you say, "Who did it?" the students should respond, "The Lord did it!" This call-and-response can be used to keep the students listening for the appropriate phrase, as well as acknowledging God's work in the life of Israel.



1

Push Over

Explain to the students that they will be playing a game called “Push Over.” Instruct them to line up against a wall, and on the count of three, have them all try to push the wall over. After they realize that it is impossible for them to do this, tell them to yell the wall over. On the count of three, have the students yell at the wall to see if they can knock it down. After they try to yell over the wall, ask them whether they think it is possible for the walls to fall that way. Explain that in today’s lesson, they will be learning about how God made a wall fall when Israel obeyed His surprising instructions.

PROCLAIM THE TRUTH

“Telling to the generation to come the praises of the LORD, and His strength and His wonderful works that He has done” (Psalm 78:4).

This section includes the Bible lesson, lesson questions, and praise and worship ideas. Song suggestions are included that you can use to proclaim your worship to God. Use the lesson questions to check the students’ understanding. This section also includes various presentation ideas to use during the teaching time. Read the Bible passage several times before you read these pages. All teaching should be done directly from the Bible.

Bible Lesson

Reading of the Text

Read Joshua 6.

Introduction

God had caused the Jordan River to become dry so that the Israelites could cross over to the west side. The west side was the land that God had promised to give to Abraham, Moses, and Joshua. The city of Jericho was going to be the first place in the Promised Land that the Israelites would have to conquer. Without any training or equipment to break down the walls of Jericho, God gave them special instructions on how to break down the walls so they could win the battle.

Leadoff Questions (LOQs)

LOQ: What did God say to Joshua about the land?

Answer: God told Joshua that He was giving the city of Jericho into the hands of Joshua and the Israelites.

LOQ: What did God tell Joshua to do in order to conquer Jericho?

Answer: The Israelites were to: (1) march around the city once a day for six days with the priests blowing the trumpets and everyone else being quiet, and then (2) march around the city seven times on the seventh day, with the priests blowing the trumpets and everyone else not talking until a long blast of the trumpets. Then everyone was to shout very loudly. And when they shouted, the walls would fall down flat so that the soldiers could attack the city.



LOQ: What do you think would have happened if the Israelites hadn't followed God's instructions?

Answer: God would not have done a miracle, and the Israelites would have failed. The Israelites had to be obedient and do exactly what God told them so that He could bless them.

LOQ: What must people do today so that God will bless them?

Answer: People, both adults and children, must do exactly what God tells them to do in the Bible so that He will bless them. For example, since God says that children must obey their parents, if children disobey, then God cannot bless them for being obedient.

LOQ: Did the walls fall down because people smashed them?

Answer: No. Not one of the Israelites touched the walls. They marched around the city as God had told them to do.

LOQ: How did the walls fell down?

Answer: God made them fall. God blesses people when they are obedient. Since Joshua and the Israelites marched around Jericho just as He told them to, God broke down the walls. God did a miracle for the Israelites.

LOQ: What special instructions did Joshua tell the Israelites about all the things in Jericho?

Answer: No one was to take any of the things in Jericho. They weren't to take gold, pots, jewelry, or anything else. And if anyone did, there would be a curse on all the Israelites. God would be very angry with them.

LOQ: Who made a promise to Rahab?

Answer: The spies made a promise to Rahab because she had protected them by hiding them from the soldiers of Jericho.

LOQ: What did the spies promise Rahab?

Answer: The spies told Rahab that if she tied the scarlet cord on her window, the Israelites would not hurt her or anyone in her house when God gave them the city of Jericho and they attacked it.

LOQ: What happened to Rahab when God gave the Israelites the city of Jericho and they attacked it?

Answer: Rahab's house did not fall down, even though it was on the wall. God protected Rahab and her relatives who were in the house with her. After the wall fell down and the Israelites attacked, Joshua sent the two spies to bring Rahab and her family to live with the Israelites.

Summary

God told Joshua how He wanted him to conquer Jericho. Joshua then commanded the priests and the soldiers the things they had to do. They had to march around the city once a day for six days, and seven times on the seventh day. No voice was to be heard, only the sound of the trumpets. On the seventh circuit on the seventh day, a long trumpet blast was to signal everyone to shout. And when the people shouted, the wall fell down. The soldiers entered the city and destroyed everything in it except for the silver, gold, bronze, and iron things that were for the treasury

of the Lord. After the Israelite soldiers had destroyed the city, except for Rahab's house, Rahab and her relatives were taken out of her house, and they became Israelites. God saved Rahab because she had been kind to the Israelite spies, and He did a miracle by breaking down the walls so that the Israelites could go in and destroy everything in the city. God had given the city into the hands of Joshua and the Israelites.

Application

The fall of Jericho was a great victory for the Israelites. The victory was not great because they won, but because God did a miracle for them and gave the city into their hands. Their obedience to God's commandments, even though His instructions may have sounded strange, showed that they believed God and had faith that He knew what He was doing. Although the Israelites would not be so obedient in the future (in fact, one of them had already violated the ban on the goods of Jericho), this victory established the fame of Joshua, increased the fear of God and the Israelites in the minds of the Canaanites, and, most of all, proved that the God of Israel was a great God. The God of Israel had parted the Red Sea, had dried up the Jordan, and now had miraculously destroyed the walls of Jericho. Who would be able to withstand Him?

Presentation Ideas



A Beka Book Flash-A-Cards

Use appropriate A Beka Book Flash-A-Cards with the lesson.



Betty Lukens Flannelgraph

Use appropriate flannelgraph pieces with the lesson.



Conquering Jericho

Using the materials from last week and the trumpets from this week, have students act out the conquering of Jericho. The walls of Jericho could be made up of butcher paper, cardboard boxes, or cardboard. After students have walked around the walls of Jericho, they can blow trumpets and yell, making the walls fall.



Israel's Key

Materials: several keys on a key chain

Directions: Explain to the students that in today's lesson they will learn about a city that was locked up tight. Hold up one key at a time and ask them whether they think that the key could open the door. Explain that the only key that would open up Jericho for Israel would be God's power.

Praise and Worship

Awesome God

Great Is Thy Faithfulness

Joshua (Fit the Battle of Jericho)

Mighty Is Our God

My God Is So Great

Shout to the Lord

Standing on the Promises

PRACTICE THE TRUTH

“That they may set their hope in God, and not forget the works of God, but keep His commandments” (Psalm 78:7).

Choose ideas from this section to review and apply the truths of the Bible lesson.



Instructions

What surprising instructions has God given you? Although God does not tell us to walk around a city, many of His instructions to us are contrary to what we might hear in the world today.

Rejoice always—but what about when you’re sick? Tired?

Obey your parents—but what about when you want to do something else? When you think your parents are wrong?

Love your neighbor as yourself—How? Why?



Set It Aside

Materials: copies of the Jericho standalone page (at back of lesson); crayons, small circles, squares, and triangles cut from brown paper; small bags; glue

Directions: Give each student a copy of the standalone page and a bag containing various cutout shapes. Tell the students to glue the shapes to Jericho’s walls—except for the triangles, which they should set aside or give to the teacher. Remind them that God told Israel to set aside “all the silver and gold, and vessels of bronze and iron” for the tabernacle treasury (Josh. 6:19). You could use the finished project next week when teaching about the seriousness of not following God’s warning.



Piñata

Bring to class a piñata with a variety of candy inside. Tell the students they can collect the candy, but all the lollipops (or pick another good candy) must be set aside and given to the teacher. You might even talk about how good the lollipops are and the fact that God should have the best, but also remind the students that there is plenty of other good candy left, and God gave a lot of good spoil to the Israelites in Jericho.



God’s Surprising Instructions

Materials: copies of the “God’s Surprising Instructions” craft pages, white cardstock, scissors, glue or tape, crayons, red yarn (optional)

Directions: Give each student a copy of the craft pages, and have him cut out all the pieces. Give each student a piece of cardstock to fold in half like a greeting card. On the front of the page, the students should glue the square that says “God’s Surprising Instructions for the Miraculous Destruction of Jericho.” On the back, they should glue the square that says “Israel Did All That God Commanded.” They should then fold the verse strip in half and glue it across the bottom of the card’s inside. They can color the city walls brown and then draw a window in the wall, punching a small hole in it and hanging a piece of red thread through it to represent Rahab’s house. Direct the students to draw simple stick “soldiers” on the strip of paper that says “Rear Guard, Ark of the Covenant, Priests, Armed Men.” They should glue this strip to the bottom of Jericho’s wall. Then direct them to fold the wall in half down the center, and then reverse fold each side to create a W shape.

This will create a pop-up effect when the two side edges are glued to the inside of the card.



Encouragement and Exhortation

Ask the students what sorts of things they dislike doing (cleaning their rooms, brushing their teeth, washing dishes). Ask what sorts of things they find very difficult to do (juggle or catch a ball, for example). Sometimes we don't do things just because we don't feel like doing them, and sometimes, we don't do them because we don't think we are able to. Sometimes we lack discipline and don't want to keep trying until we learn to do something that is difficult to do at first. Israel didn't always feel like doing the hard work of taking over the Promised Land, and they weren't sure that they were able to. To encourage someone is like putting courage into him. God encouraged the Israelites by promising them that they would be able to drive the Canaanites out of the land. He also exhorted them to obey. This means that He gave them firm instructions that they needed to believe His promises and act upon them. What are some exhortations and encouragements that God gives to us today?



"God Gives Jericho to Israel"

Use this work sheet to reinforce the key truths of today's lesson. The work sheet is located at the back of the lesson.



2
3

Journal Pages: "God's Ways"

Give each student a copy of the journal page at the back of this lesson. The students can complete the page individually, in small groups, or at home.

Coloring Sheets

Give each student copies of the coloring sheets from the back of the lesson. Students can color the pages in class or at home.



MEMORY VERSE

"And the LORD said to Joshua: 'See! I have given Jericho into your hand, its king, and the mighty men of valor'" (Joshua 6:2).

God's Surprising Instructions

God's Surprising Instructions for the Miraculous Destruction of Jericho

Cut out and glue on front of card.

Israel Did All That God Commanded

“So it was, when Joshua had spoken to the people, that the seven priests bearing the seven trumpets of rams’ horns before the LORD advanced and blew the trumpets, and the ark of the covenant of the LORD followed them. The armed men went before the priests who blew the trumpets, and the rear guard came after the ark, while the priests continued blowing the trumpets”
(Joshua 6:8–9).

Application

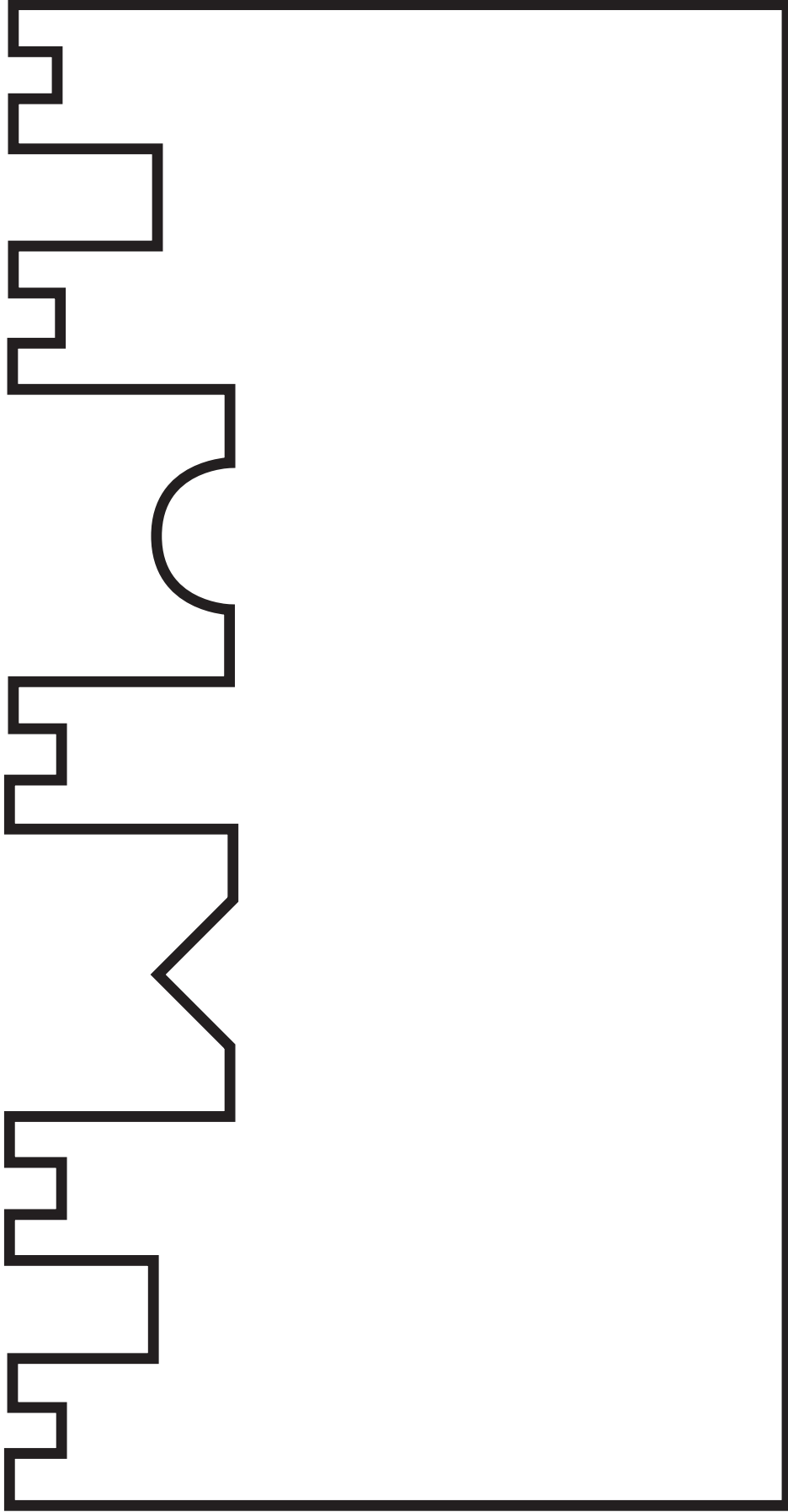
What instructions has God given you?
Are you ready to obey Him, no matter how surprising His instructions are and no matter what the results might be?

Cut out and glue on back of card.

“And the LORD said to Joshua: ‘See! I have given Jericho into your hand, its king, and the mighty men of valor. You shall march around the city, all you men of war; you shall go all around the city once. This you shall do six days. And seven priests shall bear seven trumpets of rams’ horns before the ark. But the seventh day you shall march around the city seven times, and the priests shall blow the trumpets’” (Joshua 6:2–4).

Cut out and glue on inside of card.

God's Surprising Instructions



Rear Guard

Ark of the Covenant

Priests

Armed Men

God

Gives Jericho
to **Israel**



Joshua 6

Name _____

1. The Israelites could not conquer Jericho because there was a _____ built around the city
2. God told the Israelites to march around the city _____.
once for six days twice for six days
once for five days twice for five days
3. On the seventh day, the Israelites were to march around the city _____ times, and the priests were to blow trumpets (Josh. 6:4).
4. After the Israelites heard a loud blast from the trumpet, they were to _____ (6:5).
5. What happened after the Israelites obeyed God's commands?

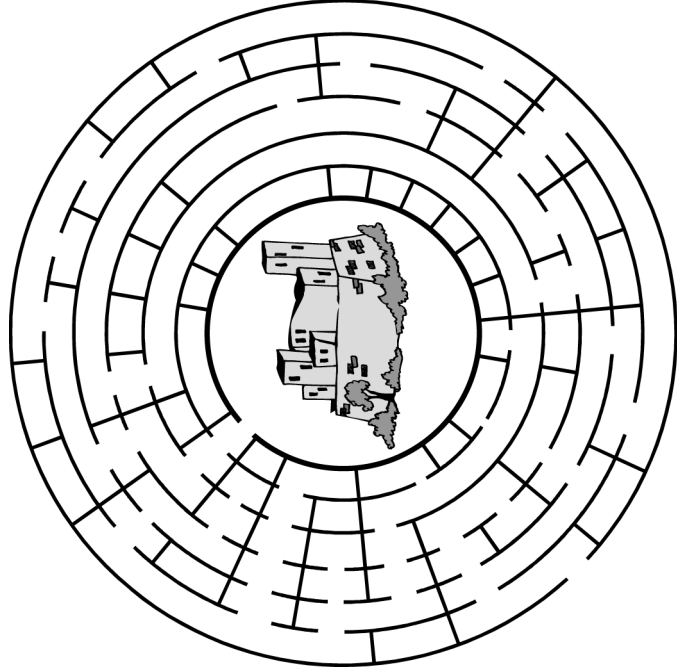
6. Joshua 6:17 tells us that _____ and all who were in her home would be saved from destruction.

God's Ways

“And the LORD said to Joshua: ‘See! I have given Jericho into your hand, its king and the mighty men of valor’” (Joshua 6:2).

Do you like to put together puzzles or figure out mazes? Most children do, but one thing they will never figure out is how God will solve their problems. Joshua and the Israelites were probably very surprised at how God gave them Jericho. Horns and shouts seem like an unlikely way to solve a problem, but God's ways are not man's ways. So, the next time you have a problem, don't be surprised if God answers in an unexpected way!

In the maze below, help the Israelites find their way to Jericho.

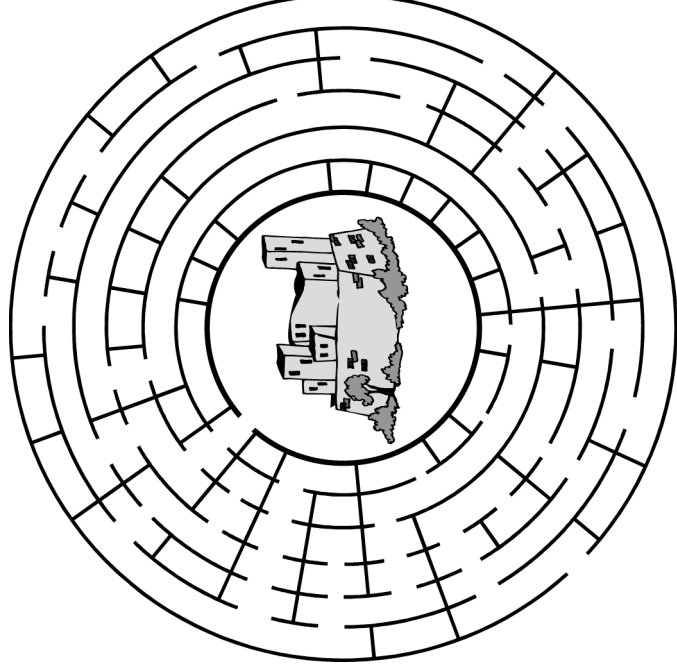


God's Ways

“And the LORD said to Joshua: ‘See! I have given Jericho into your hand, its king and the mighty men of valor’” (Joshua 6:2).

Do you like to put together puzzles or figure out mazes? Most children do, but one thing they will never figure out is how God will solve their problems. Joshua and the Israelites were probably very surprised at how God gave them Jericho. Horns and shouts seem like an unlikely way to solve a problem, but God's ways are not man's ways. So, the next time you have a problem, don't be surprised if God answers in an unexpected way!

In the maze below, help the Israelites find their way to Jericho.



“For my thoughts are not your thoughts, Nor are your ways My ways” says the LORD. “For as the heavens are higher than the earth, so are My ways higher than your ways, and My thoughts than your thoughts” (Isaiah 55:8–9).

This is good news! When we trust God with our problems, we can be sure that He will solve them with no mistakes.

MY PROBLEM	HOW I THINK GOD WILL SOLVE MY PROBLEM	HOW GOD SOLVED MY PROBLEM

PRAYER

Tell the Lord about your problems. He cares for you. Ask Him to please solve them in His perfect way. Be sure to thank Him for His love and His desire to do only what is best for you.


“For my thoughts are not your thoughts, Nor are your ways My ways” says the LORD. “For as the heavens are higher than the earth, so are My ways higher than your ways, and My thoughts than your thoughts” (Isaiah 55:8–9).

This is good news! When we trust God with our problems, we can be sure that He will solve them with no mistakes.


MY PROBLEM	HOW I THINK GOD WILL SOLVE MY PROBLEM	HOW GOD SOLVED MY PROBLEM


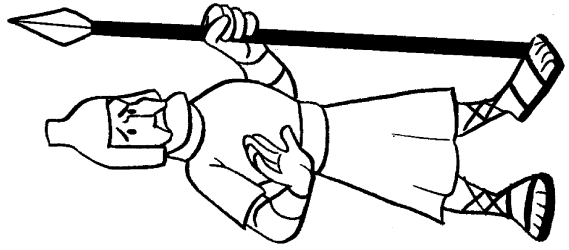

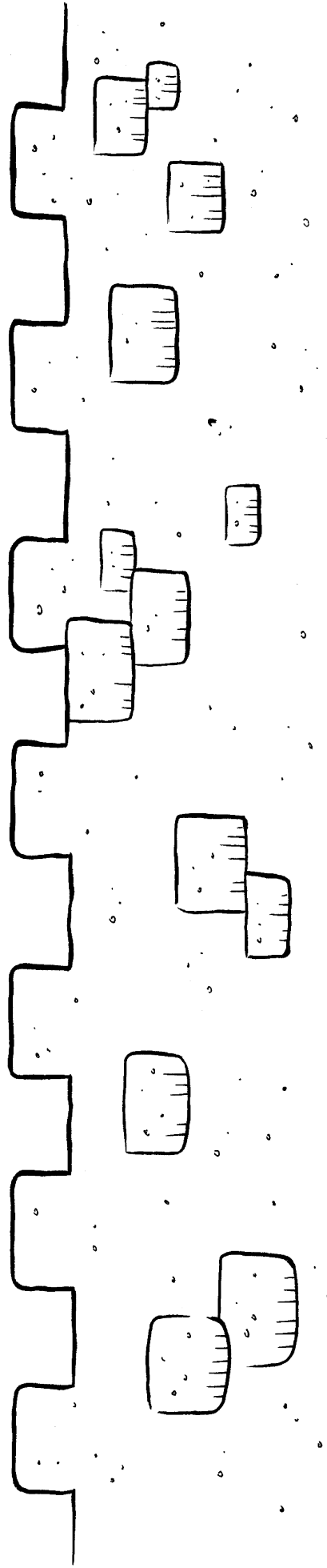
PRAYER

Tell the Lord about your problems. He cares for you. Ask Him to please solve them in His perfect way. Be sure to thank Him for His love and His desire to do only what is best for you.











“You shall march around the city, all you men of war; you shall go all around the city once. This you shall do six days” (Joshua 6:3).



“And it happened when the people heard the sound of the trumpet, and the people shouted with a great shout, that the wall fell down flat” (Joshua 6:20).

