



Rahab Shows Her Faith in God

Joshua 2



LESSON GOAL

Students will learn to submit in both faith and deed to the victorious God.

LESSON OBJECTIVES

Students will be able to:

- Retell why the spies went into Jericho and how they were saved.
- Explain how Rahab showed her faith in God.
- Explain why Rahab should and should not be an example for believers.
- Tell why Israel was encouraged by the spies' report.

KEY VERSE

“And as soon as we heard these things, our hearts melted; neither did there remain any more courage in anyone because of you, for the LORD your God, He is God in heaven above and on earth beneath” (Joshua 2:11).

APPLICATION

- Realize that God alone is the God of heaven and earth.
- Encourage others by telling them of God's works.
- Remember that the believer's faith is to be accompanied by deeds.

NEXT WEEK

God Reveals His Might at the Jordan
Joshua 3:1–5:1

Symbol Key



Craft



Memory Verse



Object Lesson



Game



Visual Aid



Activity



Q & A



Work Sheet



2 Grade Level

Teacher Planning Sheet

PREPARE

Objectives/Truths to cover this week

- _____
- _____
- _____
- _____
- _____

Personal Application

As a result of my study in this passage, God wants me to

- _____
- _____
- _____

Three ways students need to apply this passage are

- _____
- _____
- _____

Materials Needed

POINT

Choose from various ideas to point students to the coming Bible lesson.

- _____
- _____

PROCLAIM

Choose from various ideas to proclaim the Bible lesson.

Presentation Ideas

- _____
- _____

Praise/Music Ideas

- _____
- _____
- _____

PRACTICE

Choose ideas to help review and apply today's lesson.

- _____
- _____

PREPARE WITH THE TRUTH

“Therefore you shall lay up these words of mine in your heart and in your soul.... You shall teach them to your children” (Deuteronomy 11:18–19).

Please take time to prepare your mind and heart to accurately handle the truths of God’s Word (2 Tim. 2:15). Read through the Bible background and study the truths contained in this lesson. Crucial background information is included here to aid you in understanding the Scripture.

Bible Background

In Joshua 1:2–8, God encouraged the new leader, Joshua, by promising to give Israel the Promised Land, to grant him victory in battle, and to be with him. God also exhorted Joshua to be strong and courageous and to obey and meditate on the Law. Many people might have become arrogant with the promise of such victory. But Joshua, a wise and experienced general, still followed the sensible practice of sending spies. Joshua sent two spies to search out the land of Canaan, particularly the city of Jericho (2:1). Joshua himself had once been sent as a spy into Canaan (Num. 13). Of the 12 spies who had been sent, only Joshua and Caleb had trusted God and reported that He would give Israel the land of Canaan (Num. 14:7–9). Now, 40 years later, Joshua was still waiting for God’s victory over the Canaanites. Having sent the spies, Joshua probably waited eagerly but confidently for the spies’ report that God would give them the land. When the spies returned, they not only were certain of God’s future victory, but they also had already seen His victory in Rahab’s faith and actions.

From man’s perspective, it would also seem that the spies’ report about Jericho almost did not make it back to Joshua. Not knowing that God was going to bring down the walls of Jericho, the spies had wisely gone into the city to gather information about the city and its inhabitants. Although their hiding place was well chosen (since neighbors would have been used to seeing strangers enter into the home of Rahab, a harlot), the king of Jericho found out that the Israelite spies were in the city (Josh. 2:1–2) and told Rahab to bring them out (2:3). Little did the spies know that God had directed them to just the right house! Rahab betrayed her own city and hid the men beneath stalks of flax that she had laid out to dry on the roof (2:6). Both Hebrews 11:31 and James 2:25 praise her for receiving and hiding the spies. Before the book of Joshua reveals the content of Rahab’s faith, it reveals the actions that were prompted by her faith. James uses Rahab as an example of someone who reveals her faith through her works (James 2:18).

Rahab lied in order to protect the spies. She admitted that the spies had been in her house but claimed that they snuck out of the city before the gates had been shut (Josh. 2:4–5). She urged the men to pursue the spies (2:5). After the men left to follow the spies, whom they thought had tried to go back toward the Jordan, the gates of the city were shut—with the Israelite spies safely locked inside (2:7)!

The spies must have been shocked by what had just happened. What had motivated this Canaanite prostitute to hide two foreign spies? Before the men fell asleep (Josh. 2:8), Rahab revealed to them the faith that had motivated her actions. Rahab, like the rest of the Canaanites, had heard about God drying the Red Sea 40 years ago and giving Israel victory over kings Sihon and Og on the other side of the Jordan (2:10). Rahab admitted, “The terror of you has fallen on us...all the inhabitants of the land are fainthearted because of you” (2:9). The hearts of the Canaanites had “melted” in fear (2:11).

Unlike the other citizens of Jericho, Rahab's fear had turned into faith. She admitted to the Israelites, "I know that the LORD has given you the land" (2:9). Hearing of God's mighty acts had convinced her that Jericho could not withstand God's plan. But Rahab did not just admit defeat; she embraced the God of Israel. She confessed, "The LORD your God, He is God in heaven above and on earth beneath" (2:11). God had granted Rahab true faith in Himself. From a Canaanite who had no doubt been idolatrous and polytheistic, such faith is remarkable. She even called the God of Israel by name—Yahweh. The report of God's powerful acts on behalf of Israel had transformed Rahab into a woman who believed that Yahweh was the only God in heaven and earth, not just a god of Israel. God had revealed to the spies His future victory in a most remarkable way through Rahab's faith and works. Her example provides strong motivation for those who are waiting for God's future victory over this rebellious world to proclaim His mighty works so that the lost will come to believe in and obey in Yahweh. He is the God in heaven above and earth below!

Rahab knew that God's victory was coming and asked the spies to swear to protect her family when Israel conquered Jericho (Josh. 2:12–13). The spies had been encouraged by God's protection, by the people's fear of Israel, and by Rahab's confession. They also were confident of the future defeat of Jericho. They promised Rahab, "When the LORD has given us the land, ...we will deal kindly and truly with you" (2:14). To protect Rahab when Jericho was defeated, the spies told her to hang a line of scarlet cord in the window. When Israel conquered Jericho, anyone who stayed inside Rahab's house would be saved—as long as Rahab did not tell where the spies were hiding (2:19–20). Rahab agreed and tied the cord to the window (2:21). Because Rahab's house was on the city wall, the men were able to climb down a rope through the window and land outside both the city's wall and the locked gates!

The two spies followed Rahab's recommendation, went to the mountains, and hid for three days until the men from Jericho returned (Josh. 2:16, 22). After crossing the Jordan, the spies went directly to Joshua and shared everything that had happened to them (2:23). They said to Joshua, "Truly the LORD has delivered all the land into our hands, for indeed all the inhabitants of the country are fainthearted because of us" (2:24). The report confirmed what God had already revealed. Israel was going to be victorious when they crossed the Jordan.

Joshua 2 is a powerful foreshadowing of the future success Joshua and the Israelites would have when they crossed the Jordan River to enter into the Promised Land. The Canaanites were shaking before God and His people Israel. They would not have the heart to resist the Israelites' entrance into their land. God was going to keep His promise, and Israel was going to be victorious. But the spies being hidden by Rahab was more than an opportunity for God to show the temperament of the Canaanites. Not only had God promised Abraham the land, but He also had promised that all nations would be blessed in him (Gen. 12:3). Rahab was among those non-Israelites who were able to participate in that blessing. Although the Old Testament records the conversion of relatively few Gentiles, the story of Rahab shows how God would bless the Gentiles by granting them faith and the works that accompany faith. Because Rahab was used twice as an example in the New Testament (Heb. 11:31; James 2:25), she has become an example of how God has granted faith and produced works in countless Gentiles. God is both victorious and gracious!

POINT TO THE TRUTH

*“Give ear, O my people, to my law; incline your ears to the words of my mouth”
(Psalm 78:1).*

This section includes questions to review last week’s lesson and ideas to prepare students for this week’s lesson. Choose from the following ideas to point to the truths of this lesson.



Review Questions

Use these questions to review and reinforce key truths.

Name the four parts of God’s promise (covenant) to Abraham.
A son, nation, land, and blessing.

What part of the promise is the book of Joshua about?
The land.

Who became the leader of the Israelites after Moses died?
Joshua.

Who was going to give the Promised Land to Joshua and the Israelites?
God.

What attitude did God command Joshua to have?
Be strong and courageous.

What three things was Joshua to do in order to have success?
Obey the Law, talk about the Law, and think about the Law.



I Spy

Play a game of “I Spy” with the students. In today’s lesson, they will learn about two spies who were sent into the city of Jericho. What kind of report do they think the spies would bring back?



Hide the Spy

Have the students sit in a circle and close their eyes. Pull one student from the group, and have him hide behind a desk or door in the classroom. Have the rest of the students open their eyes and guess who is missing. In today’s lesson, they will learn about two spies who had to hide from soldiers.



Jericho Crackers

To make each snack, put frosting (or whipped cream, marshmallow sauce, peanut butter, or pudding) between two squares of graham crackers. Then poke a four-inch strip of thin red licorice into the frosting and hang it over the top.



Spies

Hide objects around the classroom to give clues about this week’s passage. As students enter class, direct them to search for the clues. When a student finds a clue, he should keep it until the lesson begins. Ask the “student spies” who found

clues to present their findings to the class. Lead the class in a discussion of what the day's lesson might be about, based on what these spies discovered. Tell the students to listen carefully for the clues they found to be mentioned in the lesson and to raise their hands when they discover the meaning of each. If students do not hear the clues mentioned, point them out as you teach the lesson. (The verse references for each clue are listed below.) You can be creative with the visual aids by using household items or by cutting pictures from magazines and gluing them onto cardboard for flashcards. (This activity also could be altered for use during the lesson time.)

Suggested Items

Number 2 (2:1, 23)

Cityscape of Jericho made from blocks (2:1)

House with roof made from tissue box (2:1)

King's crown (2:2)

Gate (2:5)

Stalks of flax (2:6)

Picture of river (2:7)

Heart cut from red felt (2:9, 11, 24)

Rope (2:15)

Window (2:15, 18)

Picture of a mountain (2:16, 22)

Number 3 (2:16, 22)

Scarlet cord (2:18, 21)



Faith

What are some things that we believe but cannot see? Examples might be that there is air all around us, that gravity is real, that a chair will hold us up, or that God exists. What do we call it when we believe in something we cannot see? Faith. In Hebrews 11, Rahab was commended for her faith for hiding the spies. She had not seen God or His works directly, but she knew about Him and trusted Him in faith.



Good News

Have you ever received good news? Maybe you have heard that someone important to you was coming to visit. Or maybe you learned that you would be receiving a special gift. Discuss with the students various kinds of news that would make them excited. Explain that Israel received some great news; they heard that the people of Jericho greatly feared them because of what the Lord had done on their behalf in the past (Josh. 2:8–11).

PROCLAIM THE TRUTH

“Telling to the generation to come the praises of the LORD, and His strength and His wonderful works that He has done” (Psalm 78:4).

This section includes the Bible lesson, lesson questions, and praise and worship ideas. Song suggestions are included that you can use to proclaim your worship to God. Use the lesson questions to check the students’ understanding. This section also includes various presentation ideas to use during the teaching time. Read the Bible passage several times before you read these pages. All teaching should be done directly from the Bible.

Bible Lesson

Reading of the Text

Read Joshua 2.

Introduction

Joshua’s commissioning the spies to scout out the land was his first major decision regarding the entry and conquest of the land. By God’s grace, a woman and her family were saved shortly before their city was destroyed by the Israelites. God’s judgment upon the people in the land was about to begin. Yet He chose to save some from the city. The past actions of God on behalf of His people had been reported throughout the land, causing fear to come upon the people. Rahab revealed the reality of the fear among the people and feared enough to put her trust not in the Canaanite gods, but in the one true God, Yahweh, about whom she had heard.



Leadoff Questions (LOQs)

LOQ: Where did Joshua send out spies?

Answer: Joshua sent out spies to go into the land (on the west side of the Jordan) and especially to the city of Jericho.

LOQ: Why did Joshua send out spies?

Answer: It was Joshua’s job to take the people into the Promised Land in order to take what God was giving to Israel. Being a good general, Joshua determined that he needed to find out some information about the land so that he could be careful when the Israelites entered. Joshua did not want to be surprised if he could prevent it. The spies’ responsibility was to get as much information about the land as possible so that Joshua could do some wise planning.

LOQ: Why was Joshua especially interested in the city of Jericho?

Answer: Jericho was on the opposite side of the Jordan River. If the Israelites were going to ultimately conquer the Promised Land, it was important that they conquer Jericho first. If they didn’t take over Jericho, it would be dangerous to go farther into the land and have enemies all around them. Also, since God had allowed the tribes of Reuben, Gad, and half the tribe of Manasseh to stay on the east side of the Jordan, those who were going to do battle in the land still needed to be able to be in contact with them.

LOQ: Where did the spies go when they entered the city of Jericho?

Answer: They went to Rahab's house.

LOQ: How did Rahab respond to the spies, and what did she do for them?

Answer: Rahab was kind to the spies. Somehow, she found out that the two men who had come into her house were really Israelite spies. She also knew why they were spying out the land and Jericho. Rahab hid the spies on the roof of her house, and when the king sent men to get the spies, Rahab told them that she hadn't known who they were and that they had already left the city.

LOQ: Why did Rahab treat the spies kindly and protect them?

Answer: Normally, one would be unkind to such spies, but Rahab believed in the God of Israel. She believed that God was going to give the land to the Israelites. She believed that no one would be able to stop the Israelites because God was on their side. And since Rahab did not want to be against God, she was kind to the spies and protected them. Rahab did not want the spies to get caught and possibly die. It is very important to see that because Rahab believed in the God of Israel and did not want to be against Him, she tried to serve Him. She served Him by taking the spies into her house and protecting them. By faith, because she believed, Rahab helped God by helping the spies.

LOQ: Was Rahab's lie a sin?

Answer: Yes. Rahab's lie was a sin because God has told us not to lie. Even though Rahab lied, God was kind to her because she was kind to His people.

LOQ: What is sin?

Answer: Sin is disobedience to God. When someone does something that God tells us not to do, then he has sinned. And when someone does not do something that God tells us to do, then he has sinned. In order not to sin, we must obey everything that God tells us.

LOQ: Whom did Rahab ask the spies to save when the Israelites would attack the city?

Answer: Rahab asked for herself and her father's house to be saved from death. Her father's house consisted of her father, mother, brothers, sisters, and all who belonged to them or to their families.

LOQ: What were the three things the spies told Rahab to do in order to be safe when the Israelites attacked the city?

Answer: In order to be safe, Rahab was to tie the scarlet cord in her window, not tell anyone about the spies' business, and gather all her family into her home.

LOQ: What did Rahab say about how the people in the land and the city felt about the Israelites and their God?

Answer: Rahab said of the inhabitants of the land, "Our hearts melted; neither did there remain any more courage in anyone because of you" (2:11).

LOQ: Why were the people so afraid?

Answer: The people had heard "how the LORD dried up the water of the Red Sea before [them] when [they] came out of Egypt" (2:10) and how they had destroyed the Amorite kings, Sihon and Og. The God of the Israelites was feared because He

was powerful. These things had convinced Rahab that the Lord God was God of heaven above and on the earth beneath.

LOQ: What did the spies report to Joshua?

Answer: The spies reported (1) that they were sure God had given the land into the hands of the Israelites and, (2) that the hearts of the inhabitants of the land had melted (2:24).

Summary

Joshua sent spies into the Promised Land to scout out Jericho. While searching the land, the spies hid in the home of Rahab. Rahab was used by God to be an encouragement to Israel as they were about to enter the Promised Land. She explained to the spies that the people of Jericho greatly feared Israel because of what God had done in the past. God's presence and power were seen by how He had protected and provided for Israel. As men came in search of the spies, Rahab's faith turned into action. She hid the spies and told the men searching for them that they had left. Rahab believed in God and knew that no one could stand against Him. The spies told her that because of her faithfulness, God would preserve her and her family. She was told to hang a scarlet cord out of her window. The spies safely returned and reported what they had seen and heard. Their message was an encouragement to the people.

Application

James 2:20 and 2:26 say that "faith without works is dead." Rahab is an example of a living faith. She not only believed in God and His power, but she also put that faith into actions. Our faith should also be a living faith. When those around you observe your actions, can they see what you believe by what you do?

Presentation Ideas



A Beka Book Flash-A-Cards

Use appropriate A Beka Book Flash-A-Cards with the lesson.



Betty Lukens Flannelgraph

Use appropriate flannelgraph pieces with the lesson.



Skit

Have the students act out a skit of Rahab hiding the spies. Choose one girl to be Rahab, two boys to be the spies, and a handful of students to be the soldiers.



Red Cord

Make a window from black construction paper. Attach it to the wall or a bulletin board. Hang a red cord from the window when you talk about what Rahab had to do to keep her family safe.

Praise and Worship

God Is So Good

Guide Me, O Thou Great Jehovah

He's Got the Whole World in His Hands

*Make Me a Servant
Mighty Is Our God
My Faith Has Found a Resting Place
My God Is So Great
The Solid Rock
This Little Light of Mine*

PRACTICE THE TRUTH

“That they may set their hope in God, and not forget the works of God, but keep His commandments” (Psalm 78:7).

Choose ideas from this section to review and apply the truths of the Bible lesson.



“Rahab’s Faith in Action”

Materials: copies of the “Rahab’s Faith in Action” craft page, crayons, scissors, red yarn, glue

Directions: Give each student a copy of the craft page, and have him cut out the shape and fold along the dotted lines. The students should color the walls and glue a piece of red yarn hanging from the window.



Binoculars of Faith

Materials: two toilet-paper tubes per student, masking tape, pipe cleaners (cut in half), photocopies of the Jericho cityscape circles

Directions: Pass out the materials. Direct the students to tape the two toilet-paper tubes together. They should then attach the pipe cleaner down the top center of one of the tubes with tape. Model how to bend the last inch of the pipe cleaner down so that it hangs in front of the lens. Next, tape the picture of Jericho to the pipe cleaner so that students will view the city when they look through the binoculars. Students may walk around the classroom, pretending to spy out the city of Jericho with their binoculars.



Escape Plan

Do you know what to do in an emergency? Have you talked with your parents about what to do in case of a fire? Show the students building plans of escape routes. Maybe the students participate in fire drills at school. Talk about the plan the spies had for Rahab when Israel would conquer the city. Talk about the future. We know God “wins,” so what plans have the students made (salvation).



Heaven and Earth

Materials: copies of the “God of Heaven Above” craft page, scissors, cotton balls, glue, blue and green crayons

Directions: Give each student a copy of the craft page. Direct the students to glue cotton balls to the clouds and color the globe blue and green.

Variation: Instead of gluing on “clouds,” have the students color the sky black or gray and stick on silver or gold star stickers.



“Rahab Hides the Spies”

Materials: copies of the “Rahab Hides the Spies” craft pages, scissors, glue, crayons

Directions: Give each student a copy of the craft pages, and have him cut out the two rectangles on the first page and then cut a slit along the dotted line. The students should cut out the circle on the second craft page and then insert it in the slit on the roof of Rahab’s house. They should glue the edges of the rectangles together, and the circle should rotate down to hide the spies.



Rahab Shows Her Faith

Materials: copies of the “Rahab Shows Her Faith” craft pages, stapler, crayons, scissors or cutting board

Directions: Before class, make double-sided copies of the two craft pages (so that they now are both on one page). During class, give each student a copy of the double-sided page. They should cut the page in half, along the dotted line. Then they can put the pages together to create a book, and color and decorate it. After the craft is complete, walk through each page with the students.



“Rahab Shows Faith in God”

Use this work sheet to reinforce the key truths of today’s lesson. The work sheet is located at the back of the lesson.



2
3

Journal Page: “Faith in Action”

Give each student a copy of the journal page at the back of this lesson. The students can complete the page individually, in small groups, or at home.

Coloring Sheets

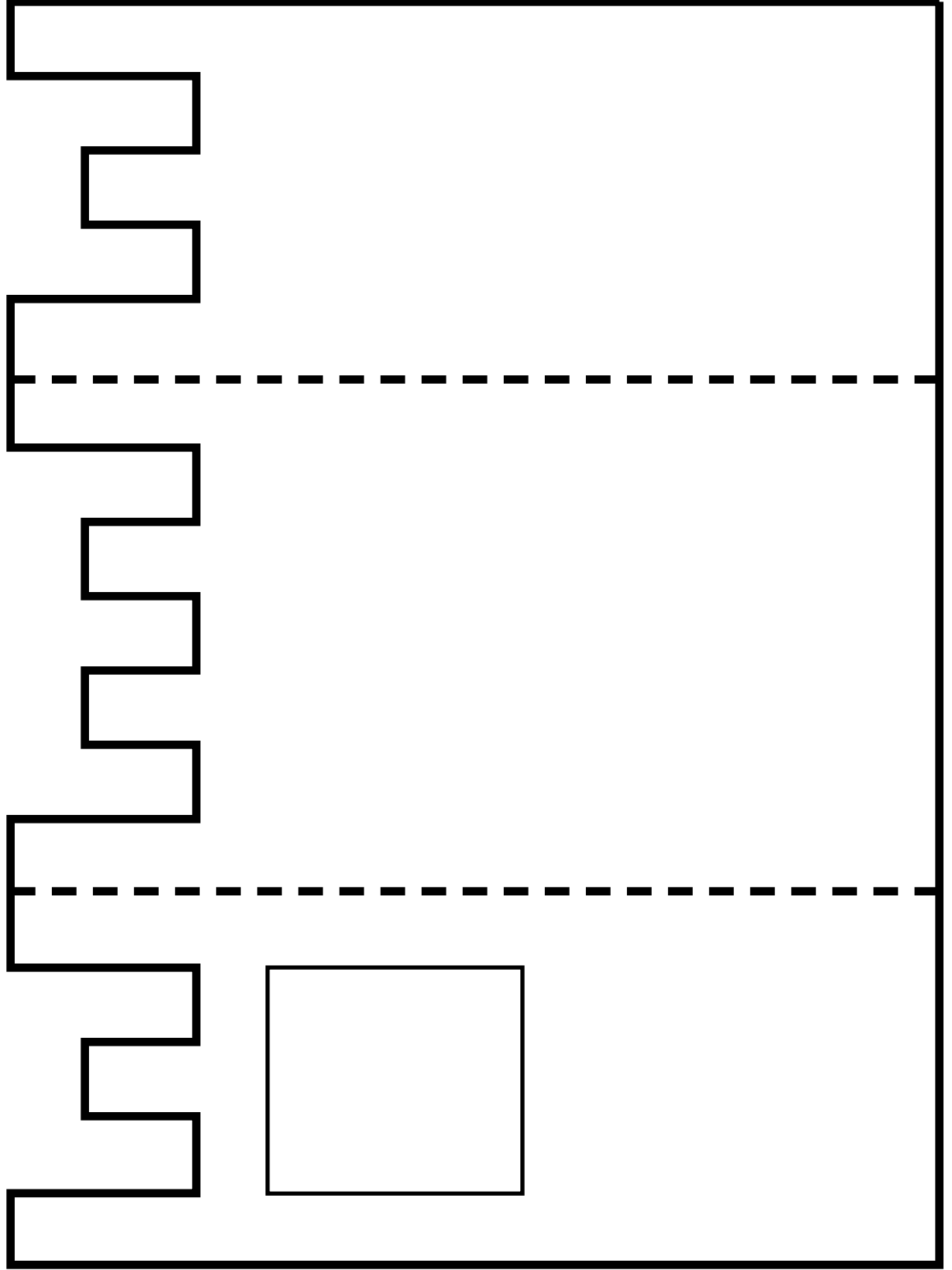
Give each student a copy of the coloring sheets at the back of the lesson. The students can color the pages in class or at home.




MEMORY VERSE

“And as soon as we heard these things, our hearts melted; neither did there remain any more courage in anyone because of you, for the LORD your God, He is God in heaven above and on earth beneath” (Joshua 2:11).


Rahab's Faith in Action



Binoculars of Faith

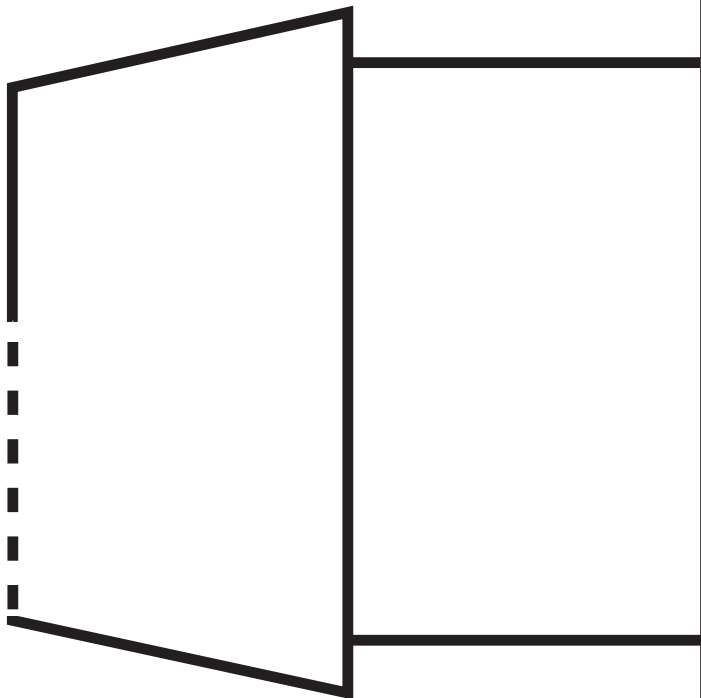


God of Heaven Above









Rahab Hides the Spies

Rahab Hides the Spies




Rahab Hides the Spies



Rahab Shows Her Faith

Joshua 2



Rahab asked the spies for protection.

“Now therefore, I beg you, swear to me by the LORD, since I have shown you kindness, that you also will show kindness to my father’s house...and spare my father, my mother, my brothers, my sisters, and all that they have, and deliver our lives from death.’ So the men answered her, ‘Our lives for yours, if none of you tell this business of ours. And it shall be, when the LORD has given us the land, that we will deal kindly and truly with you’” (Joshua 2:12–14).



Rahab knew about God and had faith in Him. Because of her faith in God, she hid the Israelite spies.

“By faith the harlot Rahab did not perish with those who did not believe, when she had received the spies with peace” (Hebrews 11:31).

This story book belongs to



Rahab was saved by faith. Today people are also saved by faith in the work of Jesus Christ.

“For by grace you have been saved through **faith**, and that not of yourselves; it is the **gift of God**, not of works, lest anyone should boast” (Ephesians 2:8).



The people of Jericho feared God!

Rahab said, “I know that the LORD has given you the land, that the terror of you has fallen on us, and that all the inhabitants of the land are fainthearted because of you....And as soon as we heard these things, our hearts melted; neither did there remain any more courage in anyone because of you, for the LORD your God, He is God in heaven above and on earth beneath” (Joshua 2:9, 11).




Many people heard about Israel’s God and the amazing things that He had done to protect and provide for Israel.

“For we have heard how the LORD dried up the water of the Red Sea for you when you came out of Egypt” (Joshua 2:10a).

Rahab

Shows Faith
in **God**



Joshua 2

Name _____

1. How many spies did Joshua send out to search the land around Jericho? _____

2. Whose house did the spies enter? _____

3. What did Rahab do when the king of Jericho told her to turn the spies over to him?

4. How did Rahab hide the spies? _____

5. Why did Rahab hide the spies? _____

6. What did Rahab have to do for her household to be spared from the Israelites' attack?

7. What did the spies tell Joshua when they came back with their report?

Faith in Action

“And as soon as we heard these things, our hearts melted; neither did there remain any more courage in anyone because of you, for the LORD your God, He is God in heaven above and on earth beneath” (Joshua 2:11).

Have you ever watched a cube of ice melt on a hot day? When it is in a solid form, you can hold it in your hand, but when it melts, you cannot keep the liquid in your hand. Similarly, Rahab is saying in Joshua 2:11 that the solid courage in the hearts of the people of Jericho completely changed and melted away when they heard what God had done for the Israelites. Describe the actions of Rahab, the Israelite spies, and the people of Jericho. Did their actions show faith in God?

RAHAB

SPIES

PEOPLE of JERICHO

Faith in Action

“And as soon as we heard these things, our hearts melted; neither did there remain any more courage in anyone because of you, for the LORD your God, He is God in heaven above and on earth beneath” (Joshua 2:11).

Have you ever watched a cube of ice melt on a hot day? When it is in a solid form, you can hold it in your hand, but when it melts, you cannot keep the liquid in your hand. Similarly, Rahab is saying in Joshua 2:11 that the solid courage in the hearts of the people of Jericho completely changed and melted away when they heard what God had done for the Israelites. Describe the actions of Rahab, the Israelite spies, and the people of Jericho. Did their actions show faith in God?

RAHAB

SPIES

PEOPLE of JERICHO

When Rahab heard of God, she believed, confessed Him, and acted on her belief, which demonstrated her faith. In James 2, we are told that faith without works is dead, and James gives Rahab as an example of having real faith because she acted on what she believed. Think about last week. How did you show your faith—that is, what choices did you make to demonstrate that you believe in Christ as your Lord and Savior?

Last week, I showed my faith in Christ by _____

Last week, I failed to show my faith when I chose to _____

This week I will ask God to help me live my faith, especially when I

Prayer

Ask God to give you faith that causes you to act differently than those who do not have faith.

When Rahab heard of God, she believed, confessed Him, and acted on her belief, which demonstrated her faith. In James 2, we are told that faith without works is dead, and James gives Rahab as an example of having real faith because she acted on what she believed. Think about last week. How did you show your faith—that is, what choices did you make to demonstrate that you believe in Christ as your Lord and Savior?

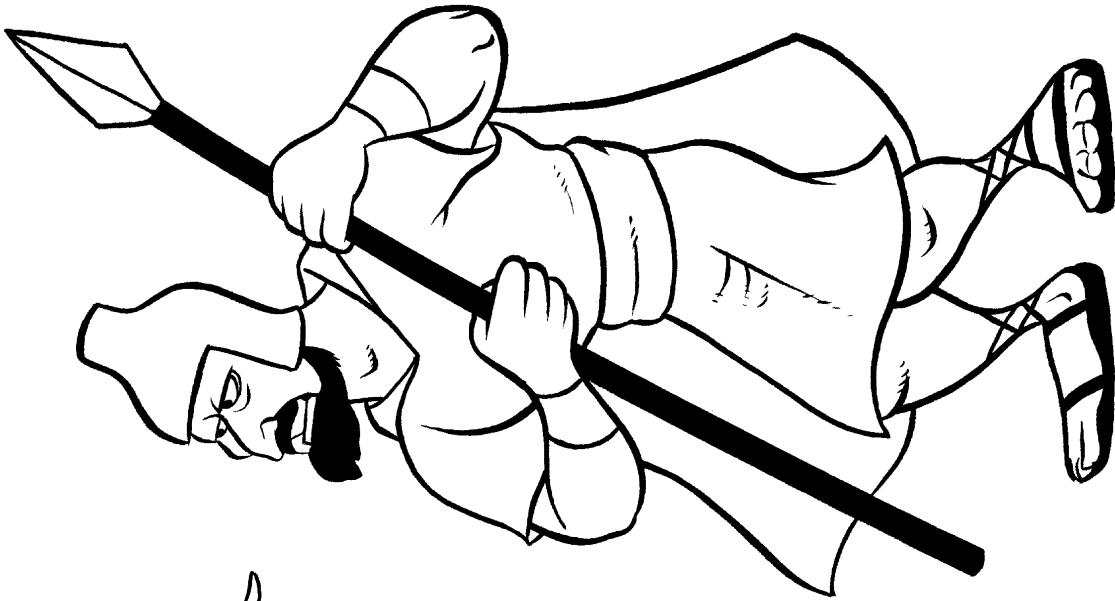
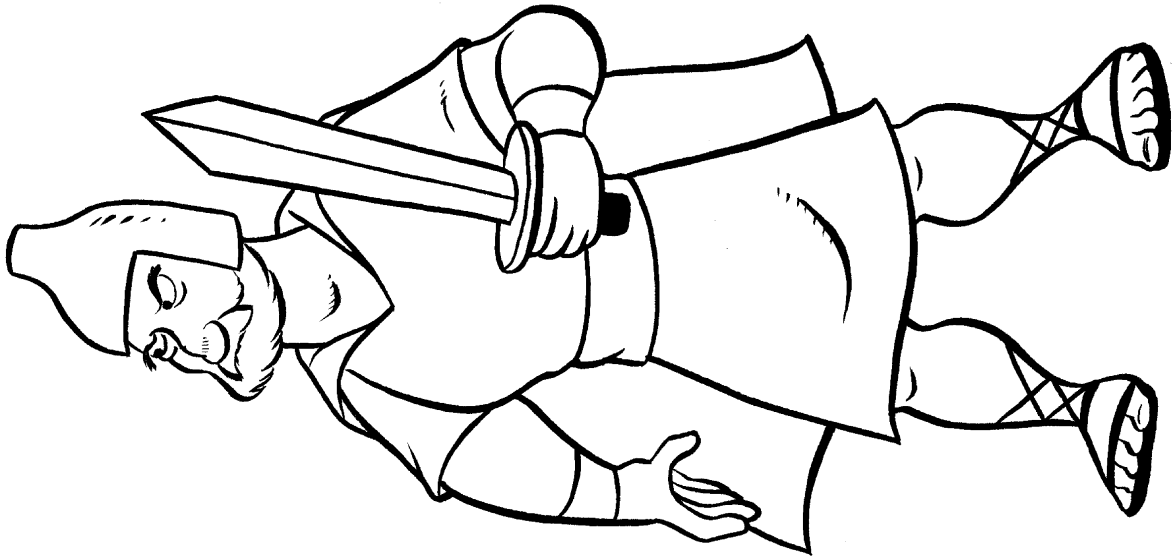
Last week, I showed my faith in Christ by _____


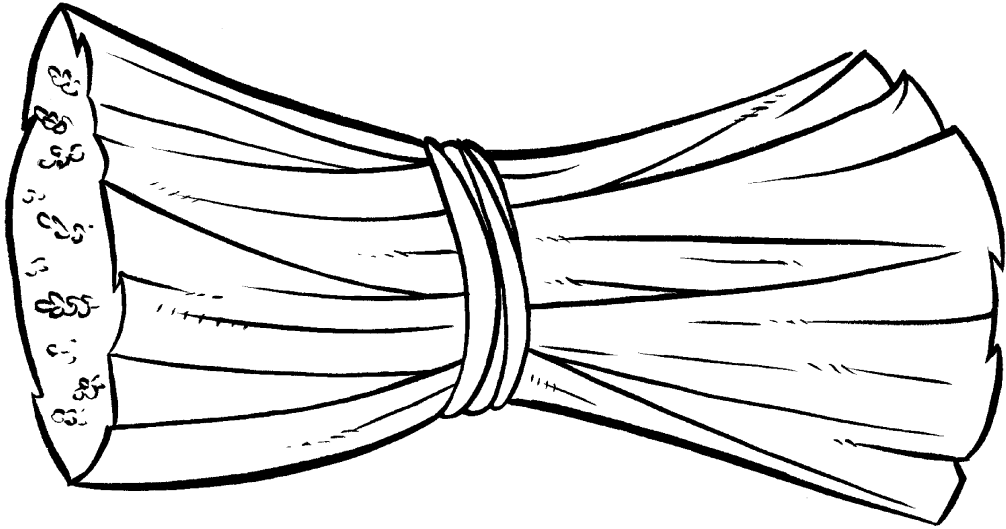
Last week, I failed to show my faith when I chose to _____

This week I will ask God to help me live my faith, especially when I

Prayer

Ask God to give you faith that causes you to act differently than those who do not have faith.







**“So the king of Jericho sent to Rahab, saying ‘Bring out the men who have come to you, who have entered your house, for they have come to search out all the country!’”
(Joshua 2:3).**



"I know that the LORD has given you the land, that the terror of you has fallen on us, and that all the inhabitants of the land are fainthearted because of you" (Joshua 2:9b).

